




Anti-KAT13A / SRC1 antibody ab2859

★★★★★ [5 Abreviews](#) [9 References](#) [画像数 4](#)

製品の概要

製品名	Anti-KAT13A / SRC1 antibody
製品の詳細	Rabbit polyclonal to KAT13A / SRC1
由来種	Rabbit
特異性	Detects steroid receptor coactivator-1 (SRC-1).
アプリケーション	適用あり: ICC, ICC/IF, IHC-Fr
種交差性	交差種: Mouse, Rat, Human 交差が予測される動物種: Pig 
免疫原	Synthetic peptide corresponding to Human KAT13A/ SRC1 aa 1-100. Database link: Q15788 (Peptide available as ab5848) <div>  Run BLAST with  Run BLAST with </div>
ポジティブ・コントロール	ICC: HeLa (Human epithelial cell line from cervix adenocarcinoma) whole cell lysate ICC/IF: A549 (Human lung carcinoma cell line) whole cell lysate IHC-Fr: Mouse brain ; Rat Brain
特記事項	<p>The Life Science industry has been in the grips of a reproducibility crisis for a number of years. Abcam is leading the way in addressing this with our range of recombinant monoclonal antibodies and knockout edited cell lines for gold-standard validation. Please check that this product meets your needs before purchasing.</p> <p>If you have any questions, special requirements or concerns, please send us an inquiry and/or contact our Support team ahead of purchase. Recommended alternatives for this product can be found below, along with publications, customer reviews and Q&As</p>

製品の特性

製品の状態	Liquid
保存方法	Shipped at 4°C. Store at +4°C short term (1-2 weeks). Upon delivery aliquot. Store at -20°C or -80°C. Avoid freeze / thaw cycle.
バッファー	Preservative: 0.05% Sodium azide Constituents: 0.1% BSA, 99% PBS
精製度	Immunogen affinity purified
ポリ/モノ	ポリクローナル

アプリケーション

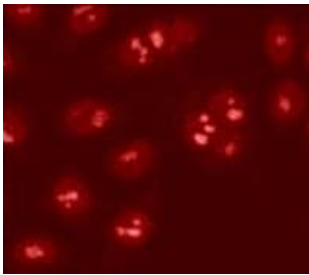
The Abpromise guarantee Abpromise保証は、 次のテスト済みアプリケーションにおけるab2859の使用に適用されます
アプリケーションノートには、推奨の開始希釈率がありますが、適切な希釈率につきましてはご検討ください。

アプリケーション	Abreviews	特記事項
ICC		Use at an assay dependent concentration.
ICC/IF	★★★★★ (1)	Use a concentration of 1 µg/ml.
IHC-Fr	★★★★★ (1)	Use a concentration of 1 µg/ml.

ターゲット情報

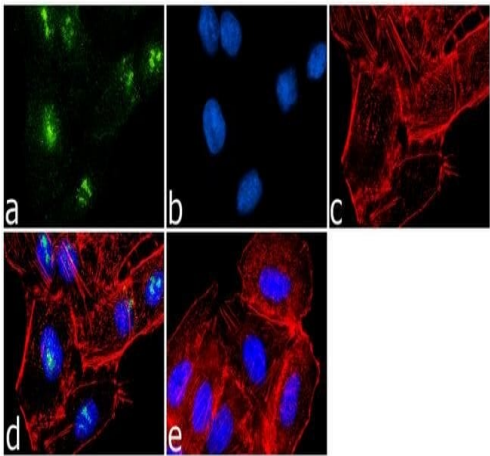
機能	Nuclear receptor coactivator that directly binds nuclear receptors and stimulates the transcriptional activities in a hormone-dependent fashion. Involved in the coactivation of different nuclear receptors, such as for steroids (PGR, GR and ER), retinoids (RXRs), thyroid hormone (TRs) and prostanoids (PPARs). Also involved in coactivation mediated by STAT3, STAT5A, STAT5B and STAT6 transcription factors. Displays histone acetyltransferase activity toward H3 and H4; the relevance of such activity remains however unclear. Plays a central role in creating multisubunit coactivator complexes that act via remodeling of chromatin, and possibly acts by participating in both chromatin remodeling and recruitment of general transcription factors. Required with NCOA2 to control energy balance between white and brown adipose tissues. Required for mediating steroid hormone response. Isoform 2 has a higher thyroid hormone-dependent transactivation activity than isoform 1 and isoform 3.
組織特異性	Widely expressed.
関連疾患	Note=A chromosomal aberration involving NCOA1 is a cause of rhabdomyosarcoma. Translocation t(2;2)(q35;p23) with PAX3 generates the NCOA1-PAX3 oncogene consisting of the N-terminus part of PAX3 and the C-terminus part of NCOA1. The fusion protein acts as a transcriptional activator. Rhabdomyosarcoma is the most common soft tissue carcinoma in childhood, representing 5-8% of all malignancies in children.
配列類似性	Belongs to the SRC/p160 nuclear receptor coactivator family. Contains 1 basic helix-loop-helix (bHLH) domain. Contains 1 PAS (PER-ARNT-SIM) domain.
ドメイン	The C-terminal (1107-1441) part mediates the histone acetyltransferase (HAT) activity. Contains 7 Leu-Xaa-Xaa-Leu-Leu (LXXLL) motifs. LXXLL motifs 3, 4 and 5 are essential for the association with nuclear receptors. LXXLL motif 7, which is not present in isoform 2, increases the affinity for steroid receptors in vitro.
翻訳後修飾	Sumoylated; sumoylation increases its interaction with PGR and prolongs its retention in the nucleus. It does not prevent its ubiquitination and does not exert a clear effect on the stability of the protein. Ubiquitinated; leading to proteasome-mediated degradation. Ubiquitination and sumoylation take place at different sites. Phosphorylated upon DNA damage, probably by ATM or ATR.

画像



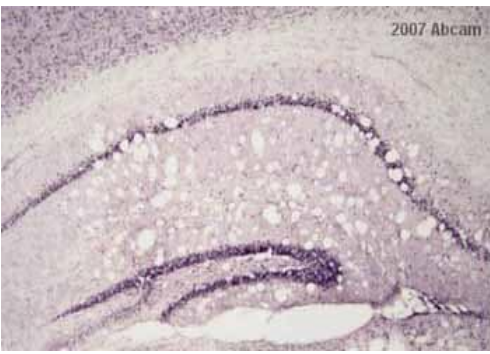
Immunocytochemistry - Anti-KAT13A / SRC1 antibody (ab2859)

Immunolocalization of SRC1 in HeLa cells using ab2859.



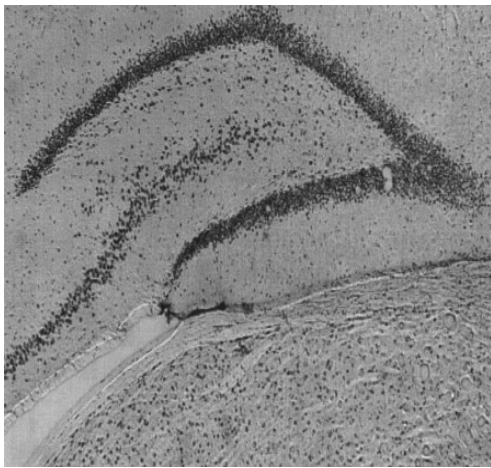
Immunocytochemistry/ Immunofluorescence - Anti-KAT13A / SRC1 antibody (ab2859)

Immunofluorescent analysis of 4% paraformaldehyde-fixed, 0.25% Triton™ X-100 permeabilized, 70% confluent log phase A549 (Human lung carcinoma cell line) cells, blocked with 3% BSA-PBS for 1 hour at room temperature. Labelling KAT13A / SRC1 with ab2859 at 1 µg/mL and incubated for 3 hours at room temperature then labelled with secondary antibody goat anti-rabbit igG, Alexa Fluor® 488 conjugate at a 1/2000 dilution for 45 minutes at room temperature (Green). Nuclei stained with DAPI (Blue). F-actin stained with Alexa Fluor® 555 Rhodamine Phalloidin at a dilution of 1/300 (Red). Panel e shows the no primary antibody control. The images were captured at 60X magnification.



Immunohistochemistry (Frozen sections) - Anti-KAT13A / SRC1 antibody (ab2859)
This image is courtesy of an Abreview submitted by Dr Jiqiang Zhang

ab2859 at 1/2000 staining mouse brain tissue sections by IHC-Fr. The tissue was paraformaldehyde fixed and blocked with serum prior to incubation with the antibody for 72 hours. A biotinylated goat anti-rabbit antibody was used as the secondary.



Immunohistochemistry (Frozen sections) - Anti-KAT13A / SRC1 antibody (ab2859)

Immunohistochemistry (Frozen sections) analysis of SRC1 in the Dentate Gyrus region of the rat brain using ab2859.

Please note: All products are "FOR RESEARCH USE ONLY. NOT FOR USE IN DIAGNOSTIC PROCEDURES"

Our Abpromise to you: Quality guaranteed and expert technical support

- Replacement or refund for products not performing as stated on the datasheet
- Valid for 12 months from date of delivery
- Response to your inquiry within 24 hours
- We provide support in Chinese, English, French, German, Japanese and Spanish
- Extensive multi-media technical resources to help you
- We investigate all quality concerns to ensure our products perform to the highest standards

If the product does not perform as described on this datasheet, we will offer a refund or replacement. For full details of the Abpromise, please visit <https://www.abcam.co.jp/abpromise> or contact our technical team.

Terms and conditions

- Guarantee only valid for products bought direct from Abcam or one of our authorized distributors