


Anti-Importin 13 antibody ab101374

1 References [画像数 2](#)

医薬用外劇物

製品の概要

製品名	Anti-Importin 13 antibody
製品の詳細	Rabbit polyclonal to Importin 13
由来種	Rabbit
アプリケーション	適用あり: WB, IHC-P
種交差性	交差種: Human 交差が予測される動物種: Mouse, Rat, Cow 
免疫原	Recombinant fragment, corresponding to a region within amino acids 143-280 of Human Importin 13 (AAH08194)
ポジティブ・コントロール	A549, HeLa, HepG2 and HCT116 cells. MCF7 xenograft.
特記事項	<p>The Life Science industry has been in the grips of a reproducibility crisis for a number of years. Abcam is leading the way in addressing this with our range of recombinant monoclonal antibodies and knockout edited cell lines for gold-standard validation. Please check that this product meets your needs before purchasing.</p> <p>If you have any questions, special requirements or concerns, please send us an inquiry and/or contact our Support team ahead of purchase. Recommended alternatives for this product can be found below, along with publications, customer reviews and Q&As</p>

製品の特性

製品の状態	Liquid
保存方法	Shipped at 4°C. Upon delivery aliquot and store at -20°C. Avoid freeze / thaw cycles.
バッファー	pH: 7.00 Preservative: 0.01% Thimerosal (merthiolate) Constituents: 78.99% PBS, 1% BSA, 20% Glycerol (glycerin, glycerine)
精製度	Immunogen affinity purified
ポリ/モノ	ポリクローナル
アイソタイプ	IgG

アプリケーション

The Abpromise guarantee

Abpromise保証は、次のテスト済みアプリケーションにおけるab101374の使用に適用されます

アプリケーションノートには、推奨の開始希釈率がありますが、適切な希釈率につきましてはご確認ください。

アプリケーション	Abreviews	特記事項
WB		1/500 - 1/3000. Predicted molecular weight: 108 kDa.
IHC-P		1/100 - 1/500. Suggested antigen retrieval using heat mediated 10mM Citrate buffer or Tris-EDTA buffer pH 8.

ターゲット情報

機能

Functions in nuclear protein import as nuclear transport receptor. Serves as receptor for nuclear localization signals (NLS) in cargo substrates. Is thought to mediate docking of the importin/substrate complex to the nuclear pore complex (NPC) through binding to nucleoporin and the complex is subsequently translocated through the pore by an energy requiring, Ran-dependent mechanism. At the nucleoplasmic side of the NPC, Ran binds to the importin, the importin/substrate complex dissociates and importin is re-exported from the nucleus to the cytoplasm where GTP hydrolysis releases Ran. The directionality of nuclear import is thought to be conferred by an asymmetric distribution of the GTP- and GDP-bound forms of Ran between the cytoplasm and nucleus (By similarity). Mediates the nuclear import of UBC9, the RBM8A/MAGOH complex, PAX6 and probably other members of the paired homeobox family. Also mediates nuclear export of eIF-1A, and the cytoplasmic release of eIF-1A is triggered by the loading of import substrates onto IPO13.

組織特異性

Expressed in fetal brain, heart, intestine and kidney.


配列類似性

Belongs to the importin beta family.
Contains 14 HEAT repeats.
Contains 1 importin N-terminal domain.

細胞内局在

Cytoplasm. Nucleus.

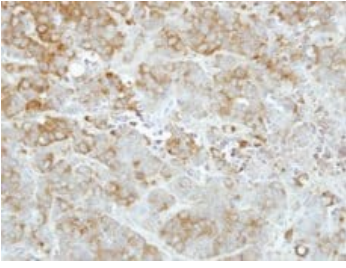
画像



Anti-Importin 13 antibody (ab101374) at 1/1000 dilution + A549 whole cell lysate at 30 µg

Predicted band size: 108 kDa

7.5% SDS PAGE



Immunohistochemical analysis of paraffin-embedded MCF7 xenograft, using ab101374 at 1/500 dilution.

Immunohistochemistry (Formalin/PFA-fixed paraffin-embedded sections) - Anti-Importin 13 antibody (ab101374)

Please note: All products are "FOR RESEARCH USE ONLY. NOT FOR USE IN DIAGNOSTIC PROCEDURES"

Our Abpromise to you: Quality guaranteed and expert technical support

- Replacement or refund for products not performing as stated on the datasheet
- Valid for 12 months from date of delivery
- Response to your inquiry within 24 hours
- We provide support in Chinese, English, French, German, Japanese and Spanish
- Extensive multi-media technical resources to help you
- We investigate all quality concerns to ensure our products perform to the highest standards

If the product does not perform as described on this datasheet, we will offer a refund or replacement. For full details of the Abpromise, please visit <https://www.abcam.co.jp/abpromise> or contact our technical team.

Terms and conditions

- Guarantee only valid for products bought direct from Abcam or one of our authorized distributors