

Anti-IKKi/IKKe antibody ab7891

★★★★★ [1 Abreviews](#) [16 References](#) [画像数 6](#)

製品の概要

製品名	Anti-IKKi/IKKe antibody
製品の詳細	Rabbit polyclonal to IKKi/IKKe
由来種	Rabbit
特異性	Recognises IKK epsilon and does not cross react with IKK alpha, beta or gamma.
アプリケーション	適用あり: ICC/IF, IHC-P, WB
種交差性	交差種: Mouse, Human
免疫原	Synthetic peptide. This information is proprietary to Abcam and/or its suppliers.
特記事項	<p>The Life Science industry has been in the grips of a reproducibility crisis for a number of years. Abcam is leading the way in addressing this with our range of recombinant monoclonal antibodies and knockout edited cell lines for gold-standard validation. Please check that this product meets your needs before purchasing.</p> <p>If you have any questions, special requirements or concerns, please send us an inquiry and/or contact our Support team ahead of purchase. Recommended alternatives for this product can be found below, along with publications, customer reviews and Q&As</p>

製品の特性

製品の状態	Liquid
保存方法	Shipped at 4°C. Store at +4°C short term (1-2 weeks). Upon delivery aliquot. Store at -20°C or -80°C. Avoid freeze / thaw cycle.
バッファー	pH: 7.2 Preservative: 0.02% Sodium azide Constituent: PBS
精製度	Affinity purified
特記事項(精製)	Purified IgG was prepared by affinity chromatography.
一次抗体 備考	Nuclear factor kappa B (NF-κB) is a ubiquitous transcription factor and an essential mediator of gene expression during activation of immune and inflammatory responses. NF-κB mediates the expression of a great variety of genes in response to extracellular stimuli. NF-κB is associated with IκB proteins in the cell cytoplasm, which inhibit NF-κB activity. IκB is phosphorylated by IκB kinase(IKK) complex that contains IKKα, IKKβ, and IKKγ. A novel molecule in the IKK complex was recently identified and designated IKKe/IKK-i. IKKe is required for the activation of NF-κB by

PMA and T cell receptors but not by TNF α and IL-1. IKKe/IKK-i message is expressed in a variety of tissues and is inducible by TNF α , IL-1, and LPS.

ポリ/モノ

ポリクローナル

アイソタイプ

IgG

アプリケーション

The Abpromise guarantee Abpromise保証は、次のテスト済みアプリケーションにおけるab7891の使用に適用されます
 アプリケーションノートには、推奨の開始希釈率がありますが、適切な希釈率につきましてはご検討ください。

アプリケーション	Abreviews	特記事項
ICC/IF		Use a concentration of 1 μ g/ml.
IHC-P		Use a concentration of 10 μ g/ml.
WB	★★★★★ (1)	Use a concentration of 1 μ g/ml. Predicted molecular weight: 80 kDa.

ターゲット情報

機能

Phosphorylates inhibitors of NF-kappa-B thus leading to the dissociation of the inhibitor/NF-kappa-B complex and ultimately the degradation of the inhibitor. May play a special role in the immune response. Protects cells against DNA damage-induced cell death.

組織特異性

Highly expressed in spleen followed by thymus, peripheral blood leukocytes, pancreas, placenta. Weakly expressed in lung, kidney, prostate, ovary and colon.

配列類似性

Belongs to the protein kinase superfamily. Ser/Thr protein kinase family. I-kappa-B kinase subfamily.

Contains 1 protein kinase domain.

翻訳後修飾

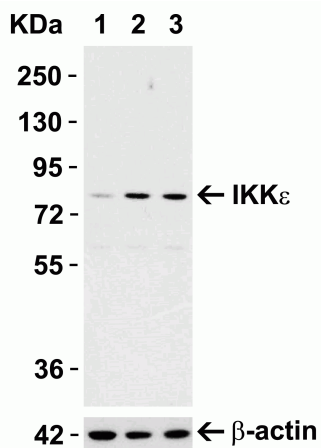
Autophosphorylated.

Sumoylation by TOPORS upon DNA damage is required for protection of cells against DNA damage-induced cell death. Desumoylated by SENP1.

細胞内局在

Cytoplasm. Nucleus. Nucleus > PML body. Targeting to PML nuclear bodies upon DNA damage is TOPORS-dependent.

画像



Western blot - Anti-IKKi/IKKe antibody (ab7891)

All lanes : Anti-IKKi/IKKe antibody (ab7891) at 1 µg/ml

Lane 1 : Untreated Raw264.7 cell lysates

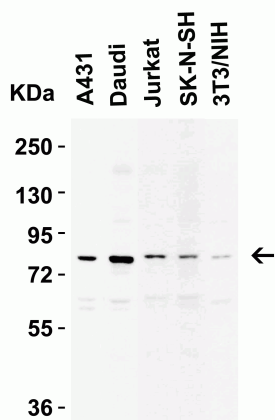
Lane 2 : Raw264.7 cell lysates treated with LPS (0.3ug/ml) for 3 hrs

Lane 3 : Raw264.7 cell lysates treated with LPS (0.3ug/ml) for 6 hrs

Secondary

All lanes : Goat anti-rabbit IgG HRP conjugate at 1/10000 dilution

Predicted band size: 80 kDa



Western blot - Anti-IKKi/IKKe antibody (ab7891)

All lanes : Anti-IKKi/IKKe antibody (ab7891) at 1 µg/ml

Lane 1 : A431 cell lysate

Lane 2 : Daudi cell lysate

Lane 3 : Jurkat cell lysate

Lane 4 : SK-N-SH cell lysate

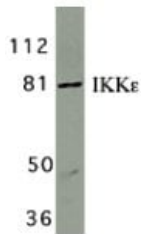
Lane 5 : 3T3/NIH cell lysate

Lysates/proteins at 15 µg per lane.

Secondary

All lanes : Goat anti-rabbit IgG HRP conjugate at 1/10000 dilution

Predicted band size: 80 kDa

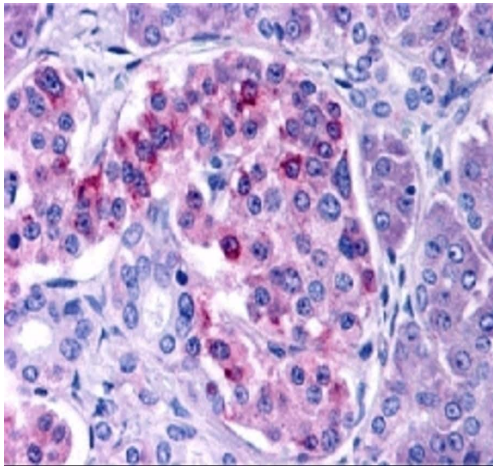


Western blot - Anti-IKKi/IKKe antibody (ab7891)

Anti-IKKi/IKKe antibody (ab7891) at 1 µg/ml + Jurkat whole cell lysate

Predicted band size: 80 kDa

Observed band size: 80 kDa

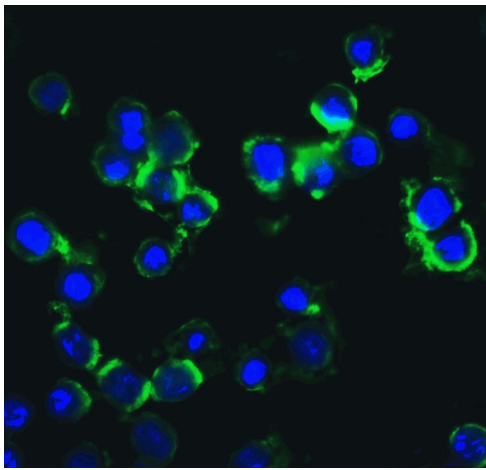


Immunohistochemistry (Formalin/PFA-fixed paraffin-embedded sections) - Anti-IKKi/IKKe antibody (ab7891)

ab7891 at 10µg/ml staining IKK epsilon in human pancreatic tissue by IHC.

Immunocytochemistry/ Immunofluorescence - Anti-IKKi/IKKe antibody (ab7891)

ICC/IF image of ab7891 stained HeLa cells. The cells were 100% methanol fixed (5 min) and then incubated in 1%BSA / 10% normal goat serum / 0.3M glycine in 0.1% PBS-Tween for 1h to permeabilise the cells and block non-specific protein-protein interactions. The cells were then incubated with the antibody (ab7891, 1µg/ml) overnight at +4°C. The secondary antibody (green) was Alexa Fluor® 488 goat anti-rabbit IgG (H+L) used at a 1/1000 dilution for 1h. Alexa Fluor® 594 WGA was used to label plasma membranes (red) at a 1/200 dilution for 1h. DAPI was used to stain the cell nuclei (blue) at a concentration of 1.43µM.



Immunocytochemistry/Immunofluorescence analysis of HeLa cells with ab7891 at 20µg/ml.

Immunocytochemistry/ Immunofluorescence - Anti-IKKi/IKKe antibody (ab7891)

Please note: All products are "FOR RESEARCH USE ONLY. NOT FOR USE IN DIAGNOSTIC PROCEDURES"

Our Abpromise to you: Quality guaranteed and expert technical support

- Replacement or refund for products not performing as stated on the datasheet
- Valid for 12 months from date of delivery
- Response to your inquiry within 24 hours
- We provide support in Chinese, English, French, German, Japanese and Spanish
- Extensive multi-media technical resources to help you
- We investigate all quality concerns to ensure our products perform to the highest standards

If the product does not perform as described on this datasheet, we will offer a refund or replacement. For full details of the Abpromise, please visit <https://www.abcam.co.jp/abpromise> or contact our technical team.

Terms and conditions

- Guarantee only valid for products bought direct from Abcam or one of our authorized distributors