

Anti-IgG4 antibody [EP4420] ab109493

リコンビナント **RabMAb**

17 References **画像数 4**

製品の概要

製品名	Anti-IgG4 antibody [EP4420]
製品の詳細	Rabbit monoclonal [EP4420] to IgG4
由来種	Rabbit
特異性	Does not cross-react with IgG1, IgG2, or IgG3.
アプリケーション	適用あり: WB, IHC-P
種交差性	交差種: Human, Recombinant fragment
免疫原	Synthetic peptide. This information is proprietary to Abcam and/or its suppliers.
ポジティブ・コントロール	WB: Human IgG4 recombinant protein; Human spleen lysate, Human plasma lysate IHC-P: Human tonsil tissue.
特記事項	<p>This product is a recombinant monoclonal antibody, which offers several advantages including:</p> <ul style="list-style-type: none"> - High batch-to-batch consistency and reproducibility - Improved sensitivity and specificity - Long-term security of supply - Animal-free production <p>For more information see here.</p> <p>Our RabMAb[®] technology is a patented hybridoma-based technology for making rabbit monoclonal antibodies. For details on our patents, please refer to RabMAb[®] patents.</p>

製品の特性

製品の状態	Liquid
保存方法	Shipped at 4°C. Store at +4°C short term (1-2 weeks). Upon delivery aliquot. Store at -20°C. Stable for 12 months at -20°C.
バッファー	<p>pH: 7.20</p> <p>Preservative: 0.01% Sodium azide</p> <p>Constituents: 59% PBS, 40% Glycerol (glycerin, glycerine), 0.05% BSA</p>
精製度	Protein A purified
ポリ/モノ	モノクローナル
クローン名	EP4420

アプリケーション

The Abpromise guarantee

Abpromise保証は、次のテスト済みアプリケーションにおけるab109493の使用に適用されます

アプリケーションノートには、推奨の開始希釈率がありますが、適切な希釈率につきましてはご検討ください。

アプリケーション	Abreviews	特記事項
WB		1/1000. Predicted molecular weight: 36 kDa. For unpurified, use at 1/1000 - 1/10000.
IHC-P		1/1000 - 1/5000. Perform heat mediated antigen retrieval with Tris/EDTA buffer pH 9.0 before commencing with IHC staining protocol.

ターゲット情報

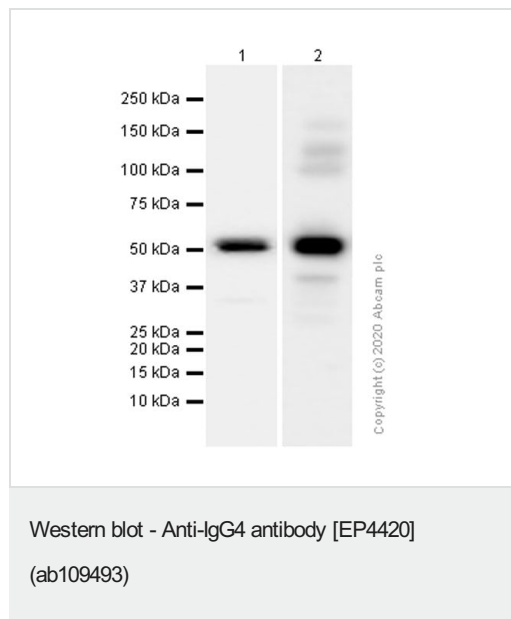
関連性

IgG4 antibodies will dominate the IgG response in schistosomiasis, lymphatic filariasis, and in patients after allergen immunotherapy. Unlike the other IgG subclasses, IgG4 does not activate complement. A combined IgA-IgG4 deficiency has been associated with recurrent pyogenic infections.

細胞内局在

Secreted

画像



All lanes : Anti-IgG4 antibody [EP4420] (ab109493) at 1/1000 dilution (Purified)

Lane 1 : Human spleen lysate

Lane 2 : Human plasma lysate

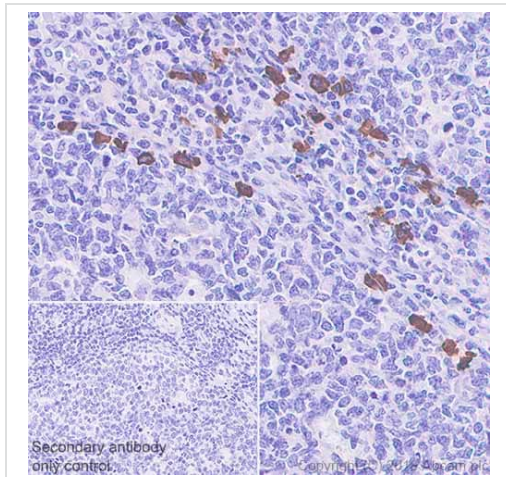
Lysates/proteins at 15 µg per lane.

Secondary

All lanes : Goat Anti-Rabbit IgG (HRP) with minimal cross-reactivity with human IgG at 1/2000 dilution

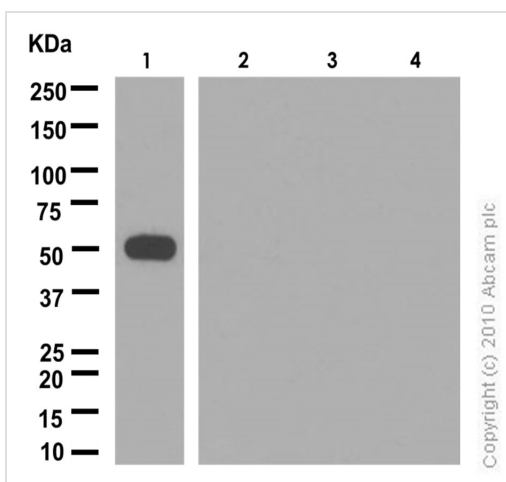
Predicted band size: 36 kDa

Observed band size: 52 kDa



Immunohistochemistry (Formalin/PFA-fixed paraffin-embedded sections) - Anti-IgG4 antibody [EP4420] (ab109493)

Immunohistochemistry (Formalin/PFA-fixed paraffin-embedded sections) analysis of human tonsil tissue sections labeling IgG4 with Purified ab109493 at 1:4000 dilution (0.023 µg/ml). Heat mediated antigen retrieval was performed using [ab93684](#) (Tris/EDTA buffer, pH 9.0). Tissue was counterstained with Hematoxylin. ImmunoHistoProbe one step HRP Polymer (ready to use) secondary antibody was used. PBS instead of the primary antibody was used as the negative control.



Western blot - Anti-IgG4 antibody [EP4420] (ab109493)

All lanes : Anti-IgG4 antibody [EP4420] (ab109493) at 1/1000 dilution

Lane 1 : IgG4 Recombinant protein at 0.005 µg

Lane 2 : IgG1 Recombinant protein at 0.01 µg

Lane 3 : IgG2 Recombinant protein at 0.01 µg

Lane 4 : IgG3 Recombinant protein at 0.01 µg

Secondary

All lanes : Goat Anti-Rabbit IgG H&L (HRP) ([ab97051](#)) at 1/20000 dilution

Predicted band size: 36 kDa

Observed band size: 52 kDa

Blocking and dilution buffer: 5% NFDM/TBST.

Exposure time: 180 seconds.

Why choose a recombinant antibody?



Research with confidence
Consistent and reproducible results



Long-term and scalable supply
Recombinant technology



Success from the first experiment
Confirmed specificity



Ethical standards compliant
Animal-free production

Anti-IgG4 antibody [EP4420] (ab109493)

Please note: All products are "FOR RESEARCH USE ONLY. NOT FOR USE IN DIAGNOSTIC PROCEDURES"

Our Abpromise to you: Quality guaranteed and expert technical support

- Replacement or refund for products not performing as stated on the datasheet
- Valid for 12 months from date of delivery
- Response to your inquiry within 24 hours
- We provide support in Chinese, English, French, German, Japanese and Spanish
- Extensive multi-media technical resources to help you
- We investigate all quality concerns to ensure our products perform to the highest standards

If the product does not perform as described on this datasheet, we will offer a refund or replacement. For full details of the Abpromise, please visit <https://www.abcam.co.jp/abpromise> or contact our technical team.

Terms and conditions

- Guarantee only valid for products bought direct from Abcam or one of our authorized distributors