

### Anti-I-FABP antibody [EPR7136] ab128860

リコンビナント RabMAb

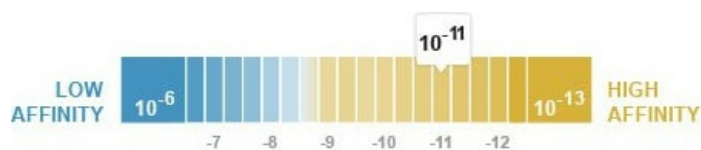
#### 3 References [画像数 3](#)

#### 製品の概要

製品名	Anti-I-FABP antibody [EPR7136]
製品の詳細	Rabbit monoclonal [EPR7136] to I-FABP
由来種	Rabbit
アプリケーション	<b>適用あり:</b> WB
種交差性	<b>交差種:</b> Mouse, Rat, Human
免疫原	Synthetic peptide within Human I-FABP aa 1-100. The exact sequence is proprietary. Database link: <b>P12104</b>
ポジティブ・コントロール	WB: Human, Rat and Mouse small intestine lysates.
特記事項	This product is a recombinant monoclonal antibody, which offers several advantages including: <ul style="list-style-type: none"><li>- High batch-to-batch consistency and reproducibility</li><li>- Improved sensitivity and specificity</li><li>- Long-term security of supply</li><li>- Animal-free production</li></ul> For more information <a href="#">see here</a> . Our RabMAb <sup>®</sup> technology is a patented hybridoma-based technology for making rabbit monoclonal antibodies. For details on our patents, please refer to <a href="#">RabMAb<sup>®</sup> patents</a> .

#### 製品の特性

製品の状態	Liquid
保存方法	Shipped at 4°C. Store at +4°C short term (1-2 weeks). Upon delivery aliquot. Store at -20°C long term. Avoid freeze / thaw cycle.
解離定数 (K <sub>D</sub> 値)	K <sub>D</sub> = 2.90 x 10 <sup>-11</sup> M



[Learn more about K<sub>D</sub>](#)

バッファー	pH: 7.20 Preservative: 0.01% Sodium azide
-------	--

精製度	Constituents: 59% PBS, 40% Glycerol (glycerin, glycerine), 0.05% BSA
ポリ/モノ	Protein A purified
クローン名	モノクローナル
アイソタイプ	EPR7136
	IgG

## アプリケーション

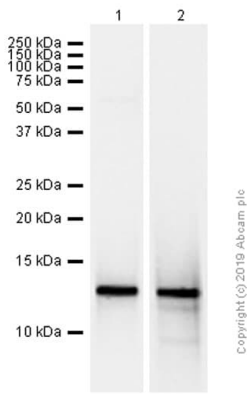
**The Abpromise guarantee** **Abpromise保証は、次のテスト済みアプリケーションにおけるab128860の使用に適用されます**  
 アプリケーションノートには、推奨の開始希釈率がありますが、適切な希釈率につきましてはご検討ください。

アプリケーション	Abreviews	特記事項
WB		1/1000. Predicted molecular weight: 15 kDa. <b>For unpurified use at 1/1000 - 1/10000.</b>

## ターゲット情報

機能	FABP are thought to play a role in the intracellular transport of long-chain fatty acids and their acyl-CoA esters. FABP2 is probably involved in triglyceride-rich lipoprotein synthesis. Binds saturated long-chain fatty acids with a high affinity, but binds with a lower affinity to unsaturated long-chain fatty acids. FABP2 may also help maintain energy homeostasis by functioning as a lipid sensor.
組織特異性	Expressed in the small intestine and at much lower levels in the large intestine. Highest expression levels in the jejunum.
配列類似性	Belongs to the calycin superfamily. Fatty-acid binding protein (FABP) family.
ドメイン	Forms a beta-barrel structure that accommodates the hydrophobic ligand in its interior.
細胞内局在	Cytoplasm.

## 画像



Western blot - Anti-I-FABP antibody [EPR7136] (ab128860)

**All lanes :** Anti-I-FABP antibody [EPR7136] (ab128860) at 1/10000 dilution (Purified)

**Lane 1 :** Human small intestine lysates

**Lane 2 :** Mouse small intestine lysates

Lysates/proteins at 15 µg per lane.


**Secondary**

**All lanes :** Goat Anti-Rabbit IgG (HRP) with minimal cross-reactivity with human IgG at 1/2000 dilution

**Predicted band size:** 15 kDa

**Observed band size:** 14 kDa

Blocking/Diluting buffer: 5% NFDm/TBST



Western blot - Anti-I-FABP antibody [EPR7136] (ab128860)

Anti-I-FABP antibody [EPR7136] (ab128860) at 1/1000 dilution (Purified) + Rat small intestine lysates at 15 µg

**Secondary**

Goat Anti-Rabbit IgG (HRP) with minimal cross-reactivity with human IgG at 1/2000 dilution

**Predicted band size:** 15 kDa

**Observed band size:** 14 kDa

Blocking/Diluting buffer: 5% NFDm/TBST

Why choose a recombinant antibody?

**Research with confidence**  
Consistent and reproducible results

**Long-term and scalable supply**  
Recombinant technology

**Success from the first experiment**  
Confirmed specificity

**Ethical standards compliant**  
Animal-free production

Anti-I-FABP antibody [EPR7136] (ab128860)

**Please note:** All products are "FOR RESEARCH USE ONLY. NOT FOR USE IN DIAGNOSTIC PROCEDURES"

### Our Abpromise to you: Quality guaranteed and expert technical support

---

- Replacement or refund for products not performing as stated on the datasheet
- Valid for 12 months from date of delivery
- Response to your inquiry within 24 hours
- We provide support in Chinese, English, French, German, Japanese and Spanish
- Extensive multi-media technical resources to help you
- We investigate all quality concerns to ensure our products perform to the highest standards

If the product does not perform as described on this datasheet, we will offer a refund or replacement. For full details of the Abpromise, please visit <https://www.abcam.co.jp/abpromise> or contact our technical team.

### Terms and conditions

---

- Guarantee only valid for products bought direct from Abcam or one of our authorized distributors