



Anti-HYAL1 antibody ab272545

画像数 4

製品の概要

製品名	Anti-HYAL1 antibody
製品の詳細	Rabbit polyclonal to HYAL1
由来種	Rabbit
アプリケーション	適用あり: IHC-P
種交差性	交差種: Human
免疫原	Recombinant fragment corresponding to Human HYAL1 aa 150-300. Database link: Q12794
	 Run BLAST with  Run BLAST with
ポジティブ・コントロール	IHC-P: Human gallbladder, kidney and liver tissue.
特記事項	<p>The Life Science industry has been in the grips of a reproducibility crisis for a number of years. Abcam is leading the way in addressing this with our range of recombinant monoclonal antibodies and knockout edited cell lines for gold-standard validation. Please check that this product meets your needs before purchasing.</p> <p>If you have any questions, special requirements or concerns, please send us an inquiry and/or contact our Support team ahead of purchase. Recommended alternatives for this product can be found below, along with publications, customer reviews and Q&As</p>

製品の特性

製品の状態	Liquid
保存方法	Shipped at 4°C. Store at +4°C short term (1-2 weeks). Upon delivery aliquot. Store at -20°C long term. Avoid freeze / thaw cycle.
バッファー	pH: 7.20 Preservative: 0.02% Sodium azide Constituents: 40% Glycerol (glycerin, glycerine), PBS
精製度	Immunogen affinity purified
ポリ/モノ	ポリクローナル
アイソタイプ	IgG

アプリケーション

The Abpromise guarantee

Abpromise保証は、次のテスト済みアプリケーションにおけるab272545の使用に適用されます

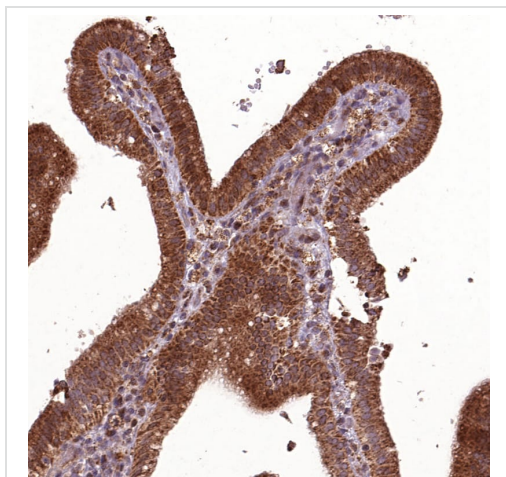
アプリケーションノートには、推奨の開始希釈率がありますが、適切な希釈率につきましてはご検討ください。

アプリケーション	Abreviews	特記事項
IHC-P		1/50 - 1/200. Perform heat mediated antigen retrieval with citrate buffer pH 6 before commencing with IHC staining protocol.

ターゲット情報

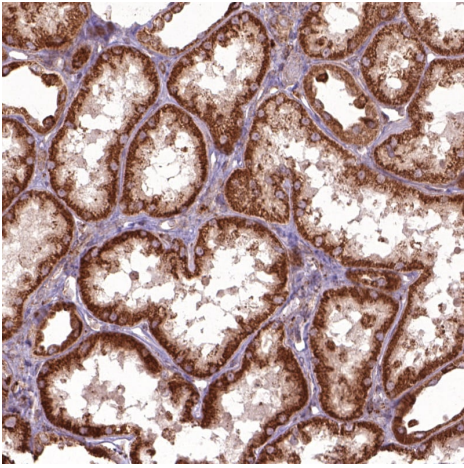
機能	May have a role in promoting tumor progression. May block the TGFB1-enhanced cell growth.
組織特異性	Highly expressed in the liver, kidney and heart. Weakly expressed in lung, placenta and skeletal muscle. No expression detected in adult brain. Isoform 1 is expressed only in bladder and prostate cancer cells, G2/G3 bladder tumor tissues and lymph node specimens showing tumor invasive tumors cells. Isoform 3, isoform 4, isoform 5 and isoform 6 are expressed in normal bladder and bladder tumor tissues.
関連疾患	Defects in HYAL1 are the cause of mucopolysaccharidosis type 9 (MPS9) [MIM:601492]; also called hyaluronidase deficiency. MPS9 is a lysosomal storage disease characterized by high hyaluronan (HA) concentration in the serum. The clinical features are periarticular soft tissue masses, mild short stature and acetabular erosions, and absence of neurological or visceral involvement.
配列類似性	Belongs to the glycosyl hydrolase 56 family. Contains 1 EGF-like domain.
細胞内局在	Secreted. Lysosome.

画像



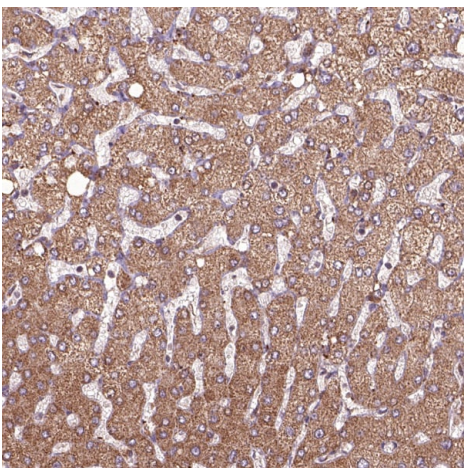
Paraffin-embedded formalin-fixed human gallbladder tissue stained for HYAL1 using ab272545 1/50 dilution in immunohistochemical analysis.

Immunohistochemistry (Formalin/PFA-fixed paraffin-embedded sections) - Anti-HYAL1 antibody (ab272545)



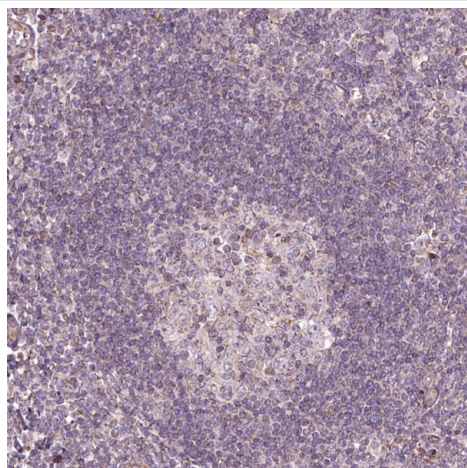
Paraffin-embedded formalin-fixed human kidney tissue stained for HYAL1 using ab272545 1/50 dilution in immunohistochemical analysis.

Immunohistochemistry (Formalin/PFA-fixed paraffin-embedded sections) - Anti-HYAL1 antibody (ab272545)



Paraffin-embedded formalin-fixed human liver tissue stained for HYAL1 using ab272545 at 1/50 dilution in immunohistochemical analysis.

Immunohistochemistry (Formalin/PFA-fixed paraffin-embedded sections) - Anti-HYAL1 antibody (ab272545)



Paraffin-embedded formalin-fixed human tonsil tissue stained for HYAL1 using ab272545 at 1/50 dilution in immunohistochemical analysis. Shows no expression as expected.

Immunohistochemistry (Formalin/PFA-fixed paraffin-embedded sections) - Anti-HYAL1 antibody (ab272545)

Please note: All products are "FOR RESEARCH USE ONLY. NOT FOR USE IN DIAGNOSTIC PROCEDURES"

Our Abpromise to you: Quality guaranteed and expert technical support

- Replacement or refund for products not performing as stated on the datasheet
- Valid for 12 months from date of delivery
- Response to your inquiry within 24 hours
- We provide support in Chinese, English, French, German, Japanese and Spanish
- Extensive multi-media technical resources to help you
- We investigate all quality concerns to ensure our products perform to the highest standards

If the product does not perform as described on this datasheet, we will offer a refund or replacement. For full details of the Abpromise, please visit <https://www.abcam.co.jp/abpromise> or contact our technical team.

Terms and conditions

- Guarantee only valid for products bought direct from Abcam or one of our authorized distributors