


Anti-HtrA2 / Omi antibody [EPR22] ab75982

リコンビナント **RabMAb**

★★★★☆ **2 Abreviews** **8 References** 画像数 5

製品の概要

製品名	Anti-HtrA2 / Omi antibody [EPR22]
製品の詳細	Rabbit monoclonal [EPR22] to HtrA2 / Omi
由来種	Rabbit
アプリケーション	適用あり: Flow Cyt (Intra), WB, IHC-P
種交差性	交差種: Human 交差が予測される動物種: Mouse, Rat 
免疫原	Synthetic peptide corresponding to Human HtrA2/ Omi.
ポジティブ・コントロール	WB: Jurkat, 293T, and HeLa cell lysates. IHC-P: Human colon tissue.
特記事項	<p>This product is a recombinant monoclonal antibody, which offers several advantages including:</p> <ul style="list-style-type: none"> - High batch-to-batch consistency and reproducibility - Improved sensitivity and specificity - Long-term security of supply - Animal-free production <p>For more information see here.</p> <p>Our RabMAb[®] technology is a patented hybridoma-based technology for making rabbit monoclonal antibodies. For details on our patents, please refer to RabMAb[®] patents.</p>

製品の特性

製品の状態	Liquid
保存方法	Shipped at 4°C. Upon delivery aliquot and store at -20°C. Avoid freeze / thaw cycles.
バッファー	<p>pH: 7.20</p> <p>Preservative: 0.05% Sodium azide</p> <p>Constituents: 0.1% BSA, 40% Glycerol (glycerin, glycerine), 9.85% Tris glycine, 50% Tissue culture supernatant</p>
精製度	Protein A purified
ポリ/モノ	モノクローナル
クローン名	EPR22
アイソタイプ	IgG

アプリケーション

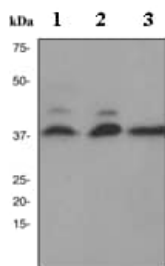
The Abpromise guarantee **Abpromise保証は、次のテスト済みアプリケーションにおけるab75982の使用に適用されます**
アプリケーションノートには、推奨の開始希釈率がありますが、適切な希釈率につきましてはご検討ください。

アプリケーション	Abreviews	特記事項
Flow Cyt (Intra)		1/70. ab172730 - Rabbit monoclonal IgG, is suitable for use as an isotype control with this antibody.
WB	★★★★★ (2)	1/500 - 1/5000. Detects a band of approximately 37 kDa (predicted molecular weight: 49 kDa).
IHC-P		1/100 - 1/250. Perform heat mediated antigen retrieval before commencing with IHC staining protocol.

ターゲット情報

機能	Serine protease that shows proteolytic activity against a non-specific substrate beta-casein. Promotes or induces cell death either by direct binding to and inhibition of BIRC proteins (also called inhibitor of apoptosis proteins, IAPs), leading to an increase in caspase activity, or by a BIRC inhibition-independent, caspase-independent and serine protease activity-dependent mechanism. Cleaves THAP5 and promotes its degradation during apoptosis. Isoform 2 seems to be proteolytically inactive.
組織特異性	Isoform 1 is ubiquitous. Isoform 2 is expressed predominantly in the kidney, colon and thyroid.
関連疾患	Defects in HTRA2 are the cause of Parkinson disease type 13 (PARK13) [MIM:610297]. A complex neurodegenerative disorder characterized by bradykinesia, resting tremor, muscular rigidity and postural instability, as well as by a clinically significant response to treatment with levodopa. The pathology involves the loss of dopaminergic neurons in the substantia nigra and the presence of Lewy bodies (intraneuronal accumulations of aggregated proteins), in surviving neurons in various areas of the brain.
配列類似性	Belongs to the peptidase S1B family. Contains 1 PDZ (DHR) domain.
ドメイン	The mature N-terminus is involved in the interaction with XIAP. The PDZ domain mediates interaction with MXI2.
翻訳後修飾	Autoproteolytically activated.
細胞内局在	Mitochondrion intermembrane space. Mitochondrion membrane. Predominantly present in the intermembrane space. Released into the cytosol following apoptotic stimuli, such as UV treatment, and stimulation of mitochondria with caspase-8 truncated BID/tBID.

画像



Western blot - Anti-HtrA2 / Omi antibody [EPR22] (ab75982)

All lanes : Anti-HtrA2 / Omi antibody [EPR22] (ab75982) at 1/5000 dilution

Lane 1 : Jurkat cell lysate

Lane 2 : 293T cell lysate

Lane 3 : HeLa cell lysate

Lysates/proteins at 10 µg per lane.

Secondary

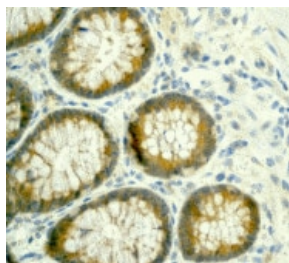
All lanes : HRP labelled goat anti-rabbit at 1/2000 dilution

Predicted band size: 49 kDa

Observed band size: 38 kDa

Additional bands at: 43 kDa. We are unsure as to the identity of these extra bands.

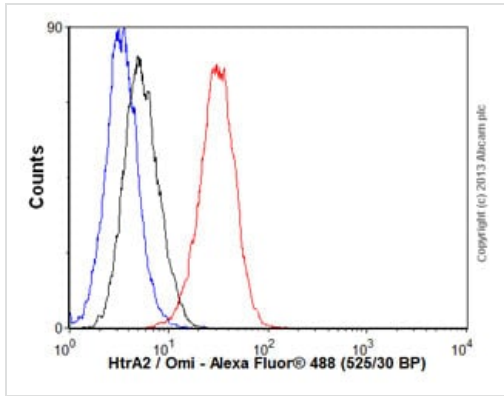
Secondary antibody - goat **anti-rabbit HRP (ab6721)**



Immunohistochemistry (Formalin/PFA-fixed paraffin-embedded sections) - Anti-HtrA2 / Omi antibody [EPR22] (ab75982)

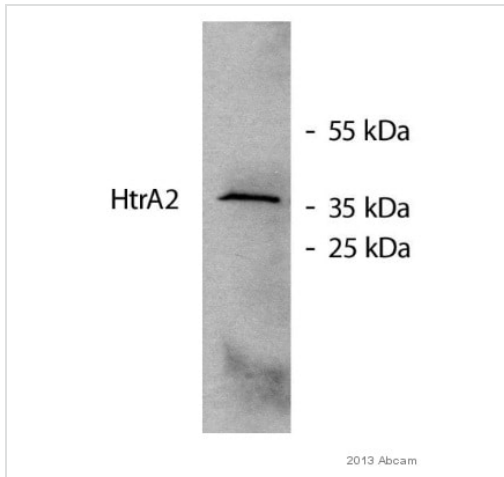
Immunohistochemical analysis of paraffin-embedded human colon using ab75982 at 1/100-1/250 dilution.

Perform heat mediated antigen retrieval before commencing with IHC staining protocol.



Flow Cytometry (Intracellular) - Anti-HtrA2 / Omi antibody [EPR22] (ab75982)

Overlay histogram showing HeLa cells stained with ab75982 (red line). The cells were fixed with 80% methanol (5 min) and then permeabilized with 0.1% PBS-Tween for 20 min. The cells were then incubated in 1x PBS / 10% normal goat serum / 0.3M glycine to block non-specific protein-protein interactions followed by the antibody (ab75982, 1/100 dilution) for 30 min at 22°C. The secondary antibody used was goat anti-rabbit Alexa Fluor® 488 (IgG H+L) ([ab150077](#)) at 1/2000 dilution for 30 min at 22°C. Isotype control antibody (black line) was rabbit IgG (monoclonal) (1µg/1x10⁶ cells) used under the same conditions. Unlabelled sample (blue line) was also used as a control. Acquisition of >5,000 events were collected using a 20mW Argon ion laser (488nm) and 525/30 bandpass filter.



Western blot - Anti-HtrA2 / Omi antibody [EPR22] (ab75982)

This image is courtesy of an abreview submitted by Christian Marx

Anti-HtrA2 / Omi antibody [EPR22] (ab75982) at 1/1000 dilution + Human Isolated mitochondria from NB4 cell line at 30 µg

Secondary

Goat Anti-Rabbit IgG H&L (HRP) ([ab97051](#)) at 1/10000 dilution

Developed using the ECL technique.

Predicted band size: 49 kDa

Observed band size: 37 kDa

Exposure time: 30 seconds

Blocking buffer : 5% milk

Diluting buffer : 1% milk

High background signal after longer exposure.

Why choose a recombinant antibody?



Research with confidence
Consistent and reproducible results



Long-term and scalable supply
Recombinant technology



Success from the first experiment
Confirmed specificity



Ethical standards compliant
Animal-free production

Anti-HtrA2 / Omi antibody [EPR22] (ab75982)

Please note: All products are "FOR RESEARCH USE ONLY. NOT FOR USE IN DIAGNOSTIC PROCEDURES"

Our Abpromise to you: Quality guaranteed and expert technical support

- Replacement or refund for products not performing as stated on the datasheet
- Valid for 12 months from date of delivery
- Response to your inquiry within 24 hours
- We provide support in Chinese, English, French, German, Japanese and Spanish
- Extensive multi-media technical resources to help you
- We investigate all quality concerns to ensure our products perform to the highest standards

If the product does not perform as described on this datasheet, we will offer a refund or replacement. For full details of the Abpromise, please visit <https://www.abcam.co.jp/abpromise> or contact our technical team.

Terms and conditions

- Guarantee only valid for products bought direct from Abcam or one of our authorized distributors