


Anti-HNF1 alpha antibody ab96777

★★★★★ [1 Abreviews](#) [14 References](#) [画像数 3](#)

製品の概要

製品名	Anti-HNF1 alpha antibody
製品の詳細	Rabbit polyclonal to HNF1 alpha
由来種	Rabbit
アプリケーション	適用あり: IP, WB, IHC-P, ICC/IF
種交差性	交差種: Human 交差が予測される動物種: Mouse, Rat, Cow, Pig 
免疫原	Recombinant full length protein. This information is proprietary to Abcam and/or its suppliers.
ポジティブ・コントロール	WB: HepG2 whole cell lysate IHC-P: A549 Xenograft
特記事項	<p>The Life Science industry has been in the grips of a reproducibility crisis for a number of years. Abcam is leading the way in addressing this with our range of recombinant monoclonal antibodies and knockout edited cell lines for gold-standard validation. Please check that this product meets your needs before purchasing.</p> <p>If you have any questions, special requirements or concerns, please send us an inquiry and/or contact our Support team ahead of purchase. Recommended alternatives for this product can be found below, along with publications, customer reviews and Q&As</p>

製品の特性

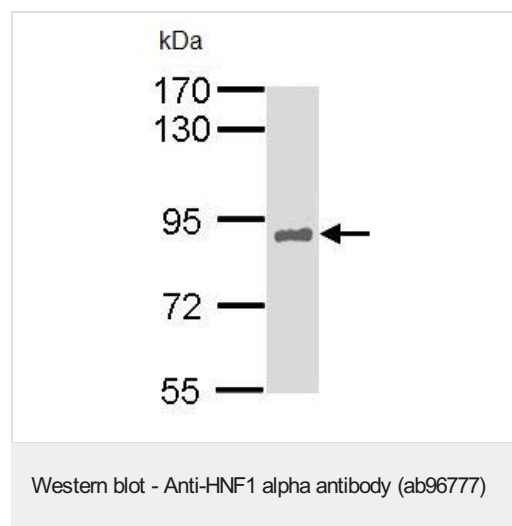
製品の状態	Liquid
保存方法	Shipped at 4°C. Store at +4°C short term (1-2 weeks). Upon delivery aliquot. Store at -20°C long term. Avoid freeze / thaw cycle.
バッファー	pH: 7.00 Preservative: 0.025% Proclin 300 Constituents: 79% PBS, 20% Glycerol (glycerin, glycerine)
精製度	Immunogen affinity purified
特記事項 (精製)	Purified by antigen-affinity chromatography.
ポリ/モノ	ポリクローナル
アイソタイプ	IgG

The Abpromise guarantee Abpromise保証は、 次のテスト済みアプリケーションにおけるab96777の使用に適用されます
アプリケーションノートには、推奨の開始希釈率がありますが、適切な希釈率につきましてはご確認ください。

アプリケーション	Abreviews	特記事項
IP		Use at an assay dependent concentration.
WB	★★★★★ (1)	1/500 - 1/3000. Detects a band of approximately 81 kDa (predicted molecular weight: 67 kDa). Lysates should be made freshly and used in WB immediately to minimize protein degradation.
IHC-P		1/100 - 1/250.
ICC/IF		1/100 - 1/1000. Recommend using PFA fixation instead of Methanol fixation.

ターゲット情報

機能	Transcriptional activator that regulates the tissue specific expression of multiple genes, especially in pancreatic islet cells and in liver. Required for the expression of several liver specific genes. Binds to the inverted palindrome 5'-GTTAATNATTAAC-3'.
組織特異性	Liver.
関連疾患	Defects in HNF1A are a cause of hepatic adenomas familial (HEPAF) [MIM:142330]. Hepatic adenomas are rare benign liver tumors of presumable epithelial origin that develop in an otherwise normal liver. Hepatic adenomas may be single or multiple. They consist of sheets of well-differentiated hepatocytes that contain fat and glycogen and can produce bile. Bile ducts or portal areas are absent. Kupffer cells, if present, are reduced in number and are non-functional. Conditions associated with adenomas are insulin-dependent diabetes mellitus and glycogen storage diseases (types 1 and 3). Note=Bi-allelic inactivation of HNF1A, whether sporadic or associated with MODY3, may be an early step in the developmant of some hepatocellular carcinomas. Defects in HNF1A are the cause of maturity-onset diabetes of the young type 3 (MODY3) [MIM:600496]; also symbolized MODY-3. MODY is a form of diabetes that is characterized by an autosomal dominant mode of inheritance, onset in childhood or early adulthood (usually before 25 years of age), a primary defect in insulin secretion and frequent insulin-independence at the beginning of the disease. Defects in HNF1A are the cause of susceptibility to diabetes mellitus insulin-dependent type 20 (IDDM20) [MIM:612520]. IDDM20 is a multifactorial disorder of glucose homeostasis that is characterized by susceptibility to ketoacidosis in the absence of insulin therapy. Clinical fetaures are polydipsia, polyphagia and polyuria which result from hyperglycemia-induced osmotic diuresis and secondary thirst. These features can result in long-term complications that affect the eyes, kidneys, nerves, and blood vessels.
配列類似性	Belongs to the HNF1 homeobox family. Contains 1 homeobox DNA-binding domain.
細胞内局在	Nucleus.



Anti-HNF1 alpha antibody (ab96777) at 1/5000 dilution + HepG2 whole cell lysate at 30 µg

Predicted band size: 67 kDa

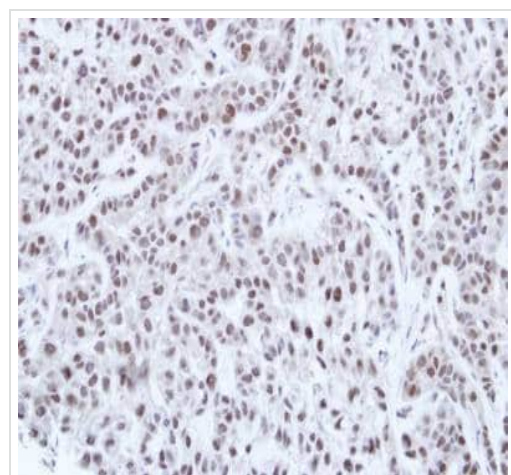
Observed band size: 81 kDa

7.5% SDS PAGE

Blocking: 5% non-fat milk in TBST, room temperature, 60 minutes.

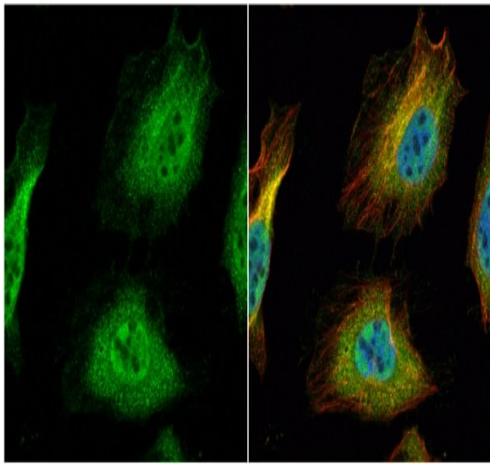
Lysates should be made freshly and used in WB immediately to minimize protein degradation. The molecular weight observed is consistent with what has been described in the literature (PMID:31145732).

Negative control: HeLa (PMID: 12488960). Also, 293T and A431.



Immunohistochemistry (Formalin/PFA-fixed paraffin-embedded sections) - Anti-HNF1 alpha antibody (ab96777)

ab96777, at a 1/100 dilution, staining HNF1 alpha in paraffin embedded A549 Xenograft by Immunohistochemistry.



Immunocytochemistry/ Immunofluorescence - Anti-HNF1 alpha antibody (ab96777)

ab96777 staining HNF1 alpha in HeLa cells by ICC/IF (Immunocytochemistry/immunofluorescence). Cells were fixed with 4% paraformaldehyde at room temperature for 15 minutes. Samples were incubated with primary antibody (1/1000) at 4°C overnight and stained green, alpha tubulin stained red and Hoechst 33342 stained blue.

Permeabilization: 0.1% Triton X-100 in PBS, 4 minutes.

Blocking: 2.5% BSA/PBS for 30 minutes.

Secondary antibody: Rabbit IgG antibody (Alexa Fluor 488), 1:2000 (keep from light), room temperature for 1 hour.

Please note: All products are "FOR RESEARCH USE ONLY. NOT FOR USE IN DIAGNOSTIC PROCEDURES"

Our Abpromise to you: Quality guaranteed and expert technical support

- Replacement or refund for products not performing as stated on the datasheet
- Valid for 12 months from date of delivery
- Response to your inquiry within 24 hours
- We provide support in Chinese, English, French, German, Japanese and Spanish
- Extensive multi-media technical resources to help you
- We investigate all quality concerns to ensure our products perform to the highest standards

If the product does not perform as described on this datasheet, we will offer a refund or replacement. For full details of the Abpromise, please visit <https://www.abcam.co.jp/abpromise> or contact our technical team.

Terms and conditions

- Guarantee only valid for products bought direct from Abcam or one of our authorized distributors