


Anti-HLTF antibody ab17984

★★★★★ [2 Abreviews](#) [13 References](#) [画像数 2](#)

製品の概要

製品名	Anti-HLTF antibody
製品の詳細	Rabbit polyclonal to HLTF
由来種	Rabbit
アプリケーション	適用あり: WB
種交差性	交差種: Mouse, Human 交差が予測される動物種: Rat, Rabbit, Guinea pig, Cow, Dog, Pig, Chimpanzee, Rhesus monkey, Gorilla, Orangutan, Platypus 
免疫原	Synthetic peptide corresponding to HLTF aa 600-700. Database link: 6596
特記事項	<p>The Life Science industry has been in the grips of a reproducibility crisis for a number of years. Abcam is leading the way in addressing this with our range of recombinant monoclonal antibodies and knockout edited cell lines for gold-standard validation. Please check that this product meets your needs before purchasing.</p> <p>If you have any questions, special requirements or concerns, please send us an inquiry and/or contact our Support team ahead of purchase. Recommended alternatives for this product can be found below, along with publications, customer reviews and Q&As</p>

製品の特性

製品の状態	Liquid
保存方法	Shipped at 4°C. Store at +4°C short term (1-2 weeks). Upon delivery aliquot. Store at -20°C. Avoid freeze / thaw cycle.
バッファー	pH: 7 Preservative: 0.1% Sodium azide Constituents: 0.021% PBS, 1.764% Sodium citrate, 1.815% Tris
精製度	Immunogen affinity purified
特記事項(精製)	Antibody was affinity purified using an epitope specific to SMARCA3 immobilized on solid support.
ポリ/モノ	ポリクローナル
アイソタイプ	IgG

アプリケーション

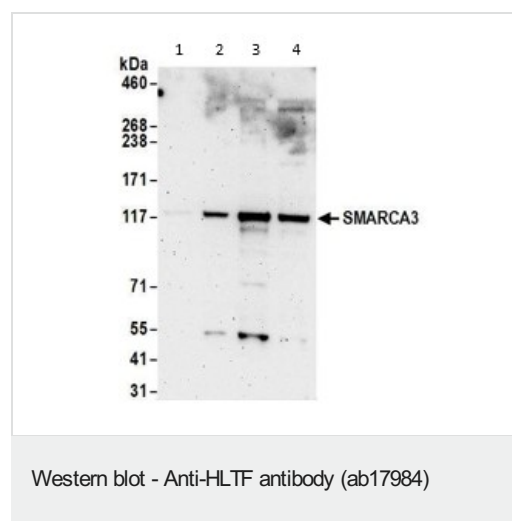
The Abpromise guarantee **Abpromise保証は、次のテスト済みアプリケーションにおけるab17984の使用に適用されます**
アプリケーションノートには、推奨の開始希釈率がありますが、適切な希釈率につきましてはご検討ください。

アプリケーション	Abreviews	特記事項
WB		1/3000 - 1/10000. Detects a band of approximately 125 kDa (predicted molecular weight: 114 kDa).

ターゲット情報

機能	Has both helicase and E3 ubiquitin ligase activities. Possesses intrinsic ATP-dependent nucleosome-remodeling activity; This activity may be required for transcriptional activation or repression of specific target promoters (By similarity). These may include the SERPINE1 and HIV-1 promoters and the SV40 enhancer, to which this protein can bind directly. Plays a role in error-free postreplication repair (PRR) of damaged DNA and maintains genomic stability through acting as a ubiquitin ligase for 'Lys-63'-linked polyubiquitination of chromatin-bound PCNA.
組織特異性	Expressed in brain, heart, kidney, liver, lung, pancreas, placenta and skeletal muscle.
パスウェイ	Protein modification; protein ubiquitination.
配列類似性	Belongs to the SNF2/RAD54 helicase family. RAD16 subfamily. Contains 1 helicase ATP-binding domain. Contains 1 helicase C-terminal domain. Contains 1 RING-type zinc finger.
細胞内局在	Cytoplasm. Nucleus, nucleolus. Nucleus, nucleoplasm. Nuclear localization is stimulated by progesterone.

画像



All lanes : Anti-HLTF antibody (ab17984) at 0.5 µg/ml

Lane 1 : NIH 3T3 whole cell lysate

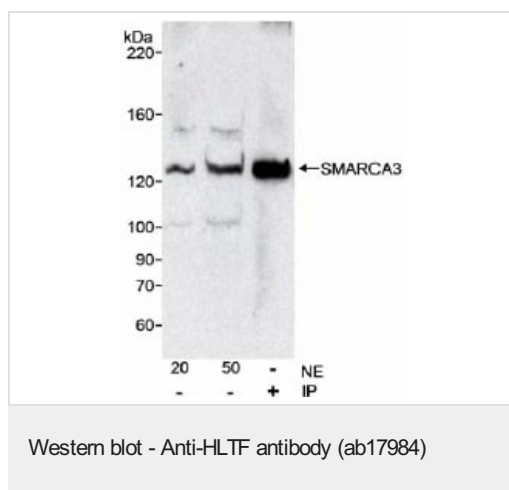
Lane 2 : TCMK-1 whole cell lysate

Lane 3 : 4T1 whole cell lysate

Lane 4 : CT26.WT whole cell lysate

Lysates/proteins at 50 µg per lane.

Predicted band size: 114 kDa



Detection of SMARCA3 by western blot and immunoprecipitation.

Lane 1: 20 µg of HeLa nuclear extract

Lane 2: 50 µg of HeLa nuclear extract

Lane 3: 1 mg of HeLa nuclear extract immunoprecipitated by anti-SMARCA3 (ab17984), used at 4 µg/mg of lysate.

Anti-SMARCA3 (ab17984) was used for western blot analysis at 1/5,000.

Detection: chemiluminescence with an exposure time of 4 minutes.

Detection of SMARCA3 by western blot and immunoprecipitation.

Lane 1: 20 µg of HeLa nuclear extract

Lane 2: 50 µg of HeLa nuclear extract

Lane 3: 1 mg of HeLa nuclear extract immunoprecipitated by anti-SMARCA3 (ab17984), used at 4 µg/mg of lysate.

Anti-SMARCA3 (**ab179**)

Please note: All products are "FOR RESEARCH USE ONLY. NOT FOR USE IN DIAGNOSTIC PROCEDURES"

Our Abpromise to you: Quality guaranteed and expert technical support

- Replacement or refund for products not performing as stated on the datasheet
- Valid for 12 months from date of delivery
- Response to your inquiry within 24 hours
- We provide support in Chinese, English, French, German, Japanese and Spanish
- Extensive multi-media technical resources to help you
- We investigate all quality concerns to ensure our products perform to the highest standards

If the product does not perform as described on this datasheet, we will offer a refund or replacement. For full details of the Abpromise, please visit <https://www.abcam.co.jp/abpromise> or contact our technical team.

Terms and conditions

- Guarantee only valid for products bought direct from Abcam or one of our authorized distributors