


Anti-HGF antibody [7-2] ab118871

2 References [画像数 2](#)

製品の概要

製品名	Anti-HGF antibody [7-2]
製品の詳細	Mouse monoclonal [7-2] to HGF
由来種	Mouse
アプリケーション	適用あり: IHC-P
種交差性	交差種: Human 交差が予測される動物種: Mouse 
免疫原	Full length native protein (purified) corresponding to Human HGF.
ポジティブ・コントロール	Human breast tissue, Human cerebellum, white matter tissue
特記事項	<p>The Life Science industry has been in the grips of a reproducibility crisis for a number of years. Abcam is leading the way in addressing this with our range of recombinant monoclonal antibodies and knockout edited cell lines for gold-standard validation. Please check that this product meets your needs before purchasing.</p> <p>If you have any questions, special requirements or concerns, please send us an inquiry and/or contact our Support team ahead of purchase. Recommended alternatives for this product can be found below, along with publications, customer reviews and Q&As</p>

製品の特性

製品の状態	Liquid
保存方法	Shipped at 4°C. Upon delivery aliquot and store at -20°C. Avoid repeated freeze / thaw cycles.
バッファー	Preservative: 0.01% Sodium azide Constituent: 99% PBS
精製度	Protein G purified
ポリ/モノ	モノクローナル
クローン名	7-2
アイソタイプ	IgG2a
軽鎖の種類	kappa

アプリケーション

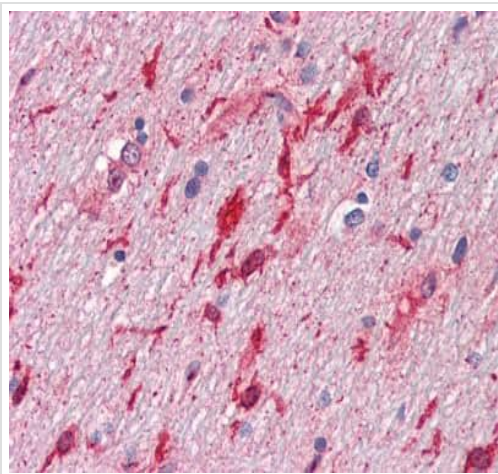
The Abpromise guarantee **Abpromise保証は、**次のテスト済みアプリケーションにおけるab118871の使用に適用されます
アプリケーションノートには、推奨の開始希釈率がありますが、適切な希釈率につきましてはご検討ください。

アプリケーション	Abreviews	特記事項
IHC-P		Use a concentration of 10 µg/ml.

ターゲット情報

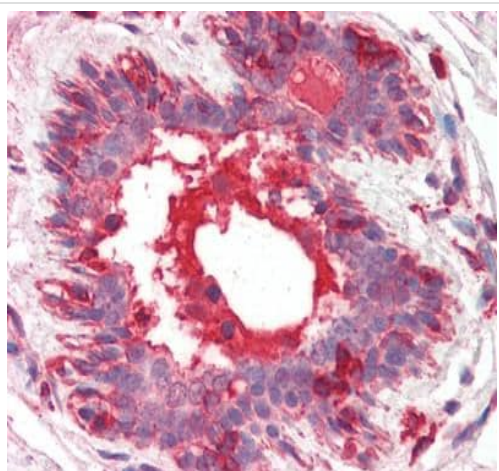
機能	Potent mitogen for mature parenchymal hepatocyte cells, seems to be a hepatotrophic factor, and acts as a growth factor for a broad spectrum of tissues and cell types. Activating ligand for the receptor tyrosine kinase MET by binding to it and promoting its dimerization.
関連疾患	Deafness, autosomal recessive, 39
配列類似性	Belongs to the peptidase S1 family. Plasminogen subfamily. Contains 4 kringle domains. Contains 1 PAN domain. Contains 1 peptidase S1 domain.

画像



Immunohistochemical of Paraffin-embedded Human cerebellum, white matter tissue labelled with ab118871 at 10 µg/ml

Immunohistochemistry (Formalin/PFA-fixed paraffin-embedded sections) - Anti-HGF antibody [7-2] (ab118871)



Immunohistochemistry (Formalin/PFA-fixed paraffin-embedded sections) - Anti-HGF antibody [7-2] (ab118871)

Paraffin-embedded Human breast tissue labelled with ab118871 at 10 µg/ml.

Please note: All products are "FOR RESEARCH USE ONLY. NOT FOR USE IN DIAGNOSTIC PROCEDURES"

Our Abpromise to you: Quality guaranteed and expert technical support

- Replacement or refund for products not performing as stated on the datasheet
- Valid for 12 months from date of delivery
- Response to your inquiry within 24 hours
- We provide support in Chinese, English, French, German, Japanese and Spanish
- Extensive multi-media technical resources to help you
- We investigate all quality concerns to ensure our products perform to the highest standards

If the product does not perform as described on this datasheet, we will offer a refund or replacement. For full details of the Abpromise, please visit <https://www.abcam.co.jp/abpromise> or contact our technical team.

Terms and conditions

- Guarantee only valid for products bought direct from Abcam or one of our authorized distributors