

Anti-GSTM3 antibody ab272613

画像数 3

製品の概要

製品名	Anti-GSTM3 antibody
製品の詳細	Rabbit polyclonal to GSTM3
由来種	Rabbit
アプリケーション	適用あり: IHC-P, WB
種交差性	交差種: Human
免疫原	Recombinant fragment corresponding to Human GSTM3 aa 150-250. Database link: <u>P21266</u> <div>  Run BLAST with  Run BLAST with </div>
ポジティブ・コントロール	WB: RT4. IHC-P: Human lymph tissue, testis tissue .
特記事項	<p>The Life Science industry has been in the grips of a reproducibility crisis for a number of years. Abcam is leading the way in addressing this with our range of recombinant monoclonal antibodies and knockout edited cell lines for gold-standard validation. Please check that this product meets your needs before purchasing.</p> <p>If you have any questions, special requirements or concerns, please send us an inquiry and/or contact our Support team ahead of purchase. Recommended alternatives for this product can be found below, along with publications, customer reviews and Q&As</p>

製品の特性

製品の状態	Liquid
保存方法	Shipped at 4°C. Store at +4°C short term (1-2 weeks). Upon delivery aliquot. Store at -20°C long term. Avoid freeze / thaw cycle.
バッファー	pH: 7.20 Preservative: 0.02% Sodium azide Constituents: 40% Glycerol (glycerin, glycerine), PBS
精製度	Immunogen affinity purified
ポリ/モノ	ポリクローナル
アイソタイプ	IgG

アプリケーション

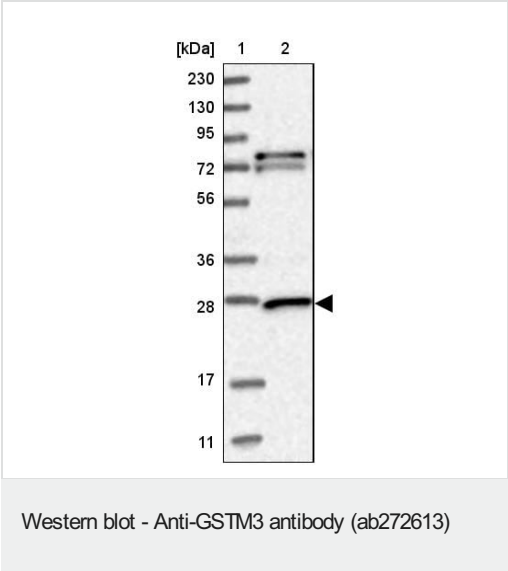
The Abpromise guarantee Abpromise保証は、 次のテスト済みアプリケーションにおけるab272613の使用に適用されます
アプリケーションノートには、推奨の開始希釈率がありますが、適切な希釈率につきましてはご検討ください。

アプリケーション	Abreviews	特記事項
IHC-P		1/200 - 1/500. Perform heat mediated antigen retrieval with citrate buffer pH 6 before commencing with IHC staining protocol.
WB		Use a concentration of 0.04 - 0.4 µg/ml.

ターゲット情報

機能	Conjugation of reduced glutathione to a wide number of exogenous and endogenous hydrophobic electrophiles. May govern uptake and detoxification of both endogenous compounds and xenobiotics at the testis and brain blood barriers.
組織特異性	Testis and brain.
配列類似性	Belongs to the GST superfamily. Mu family. Contains 1 GST C-terminal domain. Contains 1 GST N-terminal domain.
翻訳後修飾	The N-terminus is blocked.
細胞内局在	Cytoplasm.

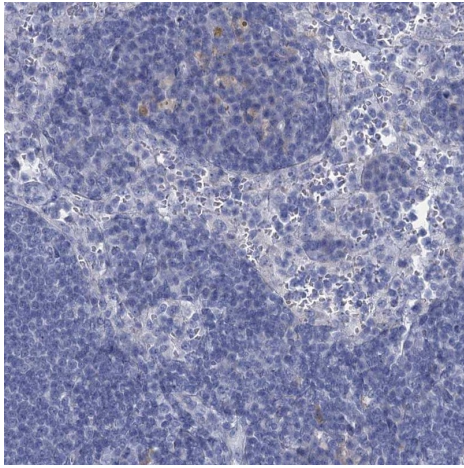
画像



Lane 2 : Anti-GSTM3 antibody (ab272613) at 0.4 µg/ml

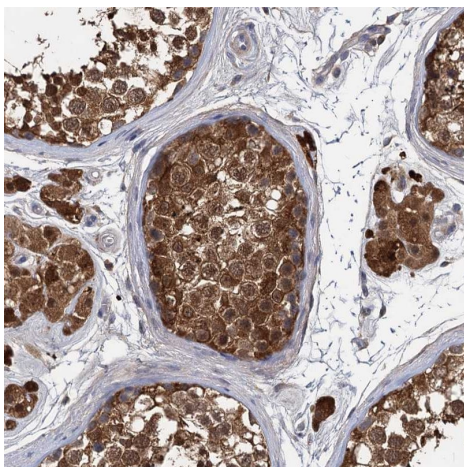
Lane 1 : Molecular weight ladder

Lane 2 : Human cell line RT4



Immunohistochemistry (Formalin/PFA-fixed paraffin-embedded sections) - Anti-GSTM3 antibody (ab272613)

Paraffin-embedded formalin-fixed Human lymph tissue stained for GSTM3 using ab272613 at 1/500 in immunohistochemical analysis. Low expression as expected.



Immunohistochemistry (Formalin/PFA-fixed paraffin-embedded sections) - Anti-GSTM3 antibody (ab272613)

Paraffin-embedded formalin-fixed Human testis tissue stained for GSTM3 using ab272613 at 1/500 in immunohistochemical analysis.

Please note: All products are "FOR RESEARCH USE ONLY. NOT FOR USE IN DIAGNOSTIC PROCEDURES"

Our Promise to you: Quality guaranteed and expert technical support

- Replacement or refund for products not performing as stated on the datasheet
- Valid for 12 months from date of delivery

- Response to your inquiry within 24 hours
- We provide support in Chinese, English, French, German, Japanese and Spanish
- Extensive multi-media technical resources to help you
- We investigate all quality concerns to ensure our products perform to the highest standards

If the product does not perform as described on this datasheet, we will offer a refund or replacement. For full details of the Abpromise, please visit <https://www.abcam.co.jp/abpromise> or contact our technical team.

Terms and conditions

- Guarantee only valid for products bought direct from Abcam or one of our authorized distributors