


Anti-GPCR GPR48/LGR4 antibody [6G8.B3.G5.C3] ab106089

画像数 2

製品の概要

製品名	Anti-GPCR GPR48/LGR4 antibody [6G8.B3.G5.C3]
製品の詳細	Mouse monoclonal [6G8.B3.G5.C3] to GPCR GPR48/LGR4
由来種	Mouse
アプリケーション	適用あり: IHC-P
種交差性	交差種: Human 交差が予測される動物種: Chimpanzee, Macaque monkey, Orangutan 
免疫原	Synthetic peptide corresponding to Human GPCR GPR48/LGR4 (internal sequence).
ポジティブ・コントロール	Human Brain cerebellum and Pancreas islet tissues.
特記事項	Expiration date is one year from date of opening. Dilute only prior to immediate use. The Life Science industry has been in the grips of a reproducibility crisis for a number of years. Abcam is leading the way in addressing this with our range of recombinant monoclonal antibodies and knockout edited cell lines for gold-standard validation. Please check that this product meets your needs before purchasing. If you have any questions, special requirements or concerns, please send us an inquiry and/or contact our Support team ahead of purchase. Recommended alternatives for this product can be found below, along with publications, customer reviews and Q&As

製品の特性

製品の状態	Liquid
保存方法	Shipped at 4°C. Upon delivery aliquot. Store at -20°C or -80°C. Avoid freeze / thaw cycle.
バッファー	Preservative: 0.01% Sodium azide Constituents: 0.42% Potassium phosphate, 0.88% Sodium chloride
精製度	Protein A purified
特記事項 (精製)	ab106089 was purified from concentrated tissue culture supernate by Protein A chromatography.
ポリ/モノ	モノクローナル
クローン名	6G8.B3.G5.C3
ミエローマ	Sp2/0
アイソタイプ	IgG2b

アプリケーション

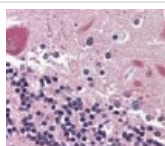
The Abpromise guarantee **Abpromise保証は、** 次のテスト済みアプリケーションにおけるab106089の使用に適用されます
アプリケーションノートには、推奨の開始希釈率がありますが、適切な希釈率につきましてはご検討ください。

アプリケーション	Abreviews	特記事項
IHC-P		Use a concentration of 5 µg/ml. Do not perform antigen retrieval.

ターゲット情報

機能	Orphan receptor.
組織特異性	Expressed in multiple steroidogenic tissues: placenta, ovary, testis and adrenal. Expressed also in spinal cord, thyroid, stomach, trachea, heart, pancreas, kidney, prostate and spleen.
配列類似性	Belongs to the G-protein coupled receptor 1 family. Contains 15 LRR (leucine-rich) repeats. Contains 1 LRRNT domain.
細胞内局在	Cell membrane.

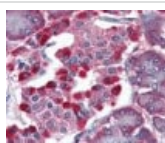
画像



Immunohistochemistry (Formalin/PFA-fixed paraffin-embedded sections) - Anti-GPCR GPR48/LGR4 antibody [6G8.B3.G5.C3] (ab106089)

ab106089 at 5µg/ml staining GPCR GPR48/LGR4 in Formalin-fixed,Paraffin-embedded Human Brain cerebellum by Immunohistochemistry.

The image shows the localization of antibody as the precipitated red signal, with a hematoxylin purple nuclear counterstain.



Immunohistochemistry (Formalin/PFA-fixed paraffin-embedded sections) - Anti-GPCR GPR48/LGR4 antibody [6G8.B3.G5.C3] (ab106089)

ab106089 at 5µg/ml staining GPCR GPR48/LGR4 in Formalin-fixed,Paraffin-embedded Human Pancreas, islet tissue by Immunohistochemistry. The image shows the localization of antibody as the precipitated red signal, with a hematoxylin purple nuclear counterstain.

Please note: All products are "FOR RESEARCH USE ONLY. NOT FOR USE IN DIAGNOSTIC PROCEDURES"

Our Abpromise to you: Quality guaranteed and expert technical support

- Replacement or refund for products not performing as stated on the datasheet

- Valid for 12 months from date of delivery
- Response to your inquiry within 24 hours

- We provide support in Chinese, English, French, German, Japanese and Spanish
- Extensive multi-media technical resources to help you
- We investigate all quality concerns to ensure our products perform to the highest standards

If the product does not perform as described on this datasheet, we will offer a refund or replacement. For full details of the Abpromise, please visit <https://www.abcam.co.jp/abpromise> or contact our technical team.

Terms and conditions

- Guarantee only valid for products bought direct from Abcam or one of our authorized distributors