




Anti-Glucose 6 Phosphate Dehydrogenase antibody ab106810

[2 References](#) [画像数 1](#)

製品の概要

製品名	Anti-Glucose 6 Phosphate Dehydrogenase antibody
製品の詳細	Goat polyclonal to Glucose 6 Phosphate Dehydrogenase
由来種	Goat
特異性	ab106810 is expected to recognise isoforms NP_000393.4 and NP_001035810.1.
アプリケーション	適用あり: WB, IHC-P
種交差性	交差種: Human 交差が予測される動物種: Rat, Sheep, Dog 
免疫原	Synthetic peptide corresponding to Human Glucose 6 Phosphate Dehydrogenase aa 308-320 (internal sequence). Sequence: C-STNSDDVRDEKVK Database link: NP_000393.4 (Peptide available as ab196304)  Run BLAST with  Run BLAST with
ポジティブ・コントロール	WB: Human testis, thyroid and tonsil tissue lysates.
特記事項	<p>The Life Science industry has been in the grips of a reproducibility crisis for a number of years. Abcam is leading the way in addressing this with our range of recombinant monoclonal antibodies and knockout edited cell lines for gold-standard validation. Please check that this product meets your needs before purchasing.</p> <p>If you have any questions, special requirements or concerns, please send us an inquiry and/or contact our Support team ahead of purchase. Recommended alternatives for this product can be found below, along with publications, customer reviews and Q&As</p>

製品の特性

製品の状態	Liquid
保存方法	Shipped at 4°C. Upon delivery aliquot and store at -20°C. Avoid freeze / thaw cycles.
バッファー	pH: 7.30 Preservative: 0.02% Sodium azide Constituents: Tris buffered saline, 0.5% BSA

精製度	Immunogen affinity purified
特記事項(精製)	ab106810 is purified from goat serum by ammonium sulphate precipitation followed by antigen affinity chromatography using the immunizing peptide.
ポリモノ	ポリクローナル
アイソタイプ	IgG

アプリケーション

The Abpromise guarantee **Abpromise保証は、次のテスト済みアプリケーションにおけるab106810の使用に適用されず**
 アプリケーションノートには、推奨の開始希釈率がありますが、適切な希釈率につきましてはご検討ください。

アプリケーション	Abreviews	特記事項
WB		Use a concentration of 0.03 - 0.1 µg/ml. Predicted molecular weight: 59 kDa. 1 hour primary incubation is recommended for this product.
IHC-P		Use a concentration of 2 - 4 µg/ml. Perform heat mediated antigen retrieval with citrate buffer pH 6 before commencing with IHC staining protocol.

ターゲット情報

機能	Catalyzes the rate-limiting step of the oxidative pentose-phosphate pathway, which represents a route for the dissimilation of carbohydrates besides glycolysis. The main function of this enzyme is to provide reducing power (NADPH) and pentose phosphates for fatty acid and nucleic acid synthesis.
組織特異性	Isoform Long is found in lymphoblasts, granulocytes and sperm.
パスウェイ	Carbohydrate degradation; pentose phosphate pathway; D-ribulose 5-phosphate from D-glucose 6-phosphate (oxidative stage): step 1/3.
関連疾患	Anemia, non-spherocytic hemolytic, due to G6PD deficiency
配列類似性	Belongs to the glucose-6-phosphate dehydrogenase family.
翻訳後修飾	Acetylated by ELP3 at Lys-403; acetylation inhibits its homodimerization and enzyme activity. Deacetylated by SIRT2 at Lys-403; deacetylation stimulates its enzyme activity.

画像



Western blot - Anti-Glucose 6 Phosphate Dehydrogenase antibody (ab106810)

Anti-Glucose 6 Phosphate Dehydrogenase antibody (ab106810) at 0.03 µg/ml + Human testis tissue lysate in RIPA buffer at 35 µg

Developed using the ECL technique.

Predicted band size: 59 kDa

Observed band size: 55-60 kDa

Primary incubation was 1 hour.

Please note: All products are "FOR RESEARCH USE ONLY. NOT FOR USE IN DIAGNOSTIC PROCEDURES"

Our Abpromise to you: Quality guaranteed and expert technical support

- Replacement or refund for products not performing as stated on the datasheet
- Valid for 12 months from date of delivery
- Response to your inquiry within 24 hours
- We provide support in Chinese, English, French, German, Japanese and Spanish
- Extensive multi-media technical resources to help you
- We investigate all quality concerns to ensure our products perform to the highest standards

If the product does not perform as described on this datasheet, we will offer a refund or replacement. For full details of the Abpromise, please visit <https://www.abcam.co.jp/abpromise> or contact our technical team.

Terms and conditions

- Guarantee only valid for products bought direct from Abcam or one of our authorized distributors