

Anti-Ghrelin antibody [EPR20502] ab209790

リコンビナント **RabMAb**

6 References **画像数 8**

製品の概要

製品名	Anti-Ghrelin antibody [EPR20502]
製品の詳細	Rabbit monoclonal [EPR20502] to Ghrelin
由来種	Rabbit
アプリケーション	適用あり: IHC-P, IHC-Fr
種交差性	交差種: Mouse, Rat, Human
免疫原	Synthetic peptide. This information is proprietary to Abcam and/or its suppliers.
ポジティブ・コントロール	IHC-P: Human, mouse and rat stomach tissues. IHC-Fr: Mouse stomach tissue.
特記事項	<p>This product is a recombinant monoclonal antibody, which offers several advantages including:</p> <ul style="list-style-type: none"> - High batch-to-batch consistency and reproducibility - Improved sensitivity and specificity - Long-term security of supply - Animal-free production <p>For more information see here.</p> <p>Our RabMAb[®] technology is a patented hybridoma-based technology for making rabbit monoclonal antibodies. For details on our patents, please refer to RabMAb[®] patents.</p>

製品の特性

製品の状態	Liquid
保存方法	Shipped at 4°C. Store at +4°C short term (1-2 weeks). Upon delivery aliquot. Store at -20°C long term. Avoid freeze / thaw cycle.
バッファー	<p>pH: 7.2</p> <p>Preservative: 0.01% Sodium azide</p> <p>Constituents: 59% PBS, 40% Glycerol (glycerin, glycerine), 0.05% BSA</p>
精製度	Protein A purified
ポリ/モノ	モノクローナル
クローン名	EPR20502
アイソタイプ	IgG

アプリケーション

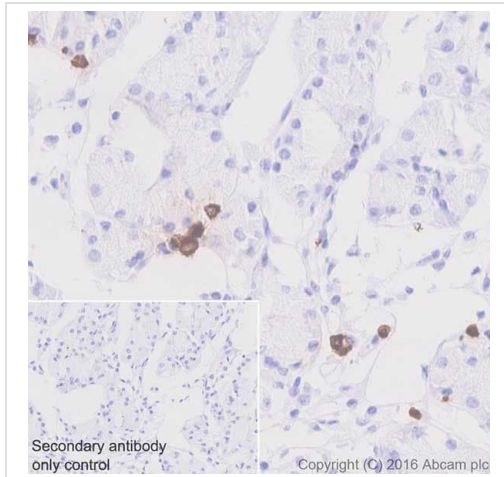
The Abpromise guarantee Abpromise保証は、 次のテスト済みアプリケーションにおけるab209790の使用に適用されます
アプリケーションノートには、推奨の開始希釈率がありますが、適切な希釈率につきましてはご検討ください。

アプリケーション	Abreviews	特記事項
IHC-P		1/8000. Perform heat mediated antigen retrieval with Tris/EDTA buffer pH 9.0 before commencing with IHC staining protocol.
IHC-Fr		1/100. Antigen retrieval: Heated citrate solution (10mM citrate PH 6.0 + 0.05% Tween-20). This antibody worked well on mouse IHC-Frozen sections. Staining on rat sections was weak and human samples were not tested.

ターゲット情報

機能	Ghrelin is the ligand for growth hormone secretagogue receptor type 1 (GHSR). Induces the release of growth hormone from the pituitary. Has an appetite-stimulating effect, induces adiposity and stimulates gastric acid secretion. Involved in growth regulation. Obestatin may be the ligand for GPR39. May have an appetite-reducing effect resulting in decreased food intake. May reduce gastric emptying activity and jejunal motility.
組織特異性	Highest level in stomach. All forms are found in serum as well. Other tissues compensate for the loss of ghrelin synthesis in the stomach following gastrectomy.
配列類似性	Belongs to the motilin family.
翻訳後修飾	O-octanoylation or O-decanoylation is essential for ghrelin activity. The O-decanoylated forms Ghrelin-27-C10 and Ghrelin-28-C10 differ in the length of the carbon backbone of the carboxylic acid bound to Ser-26. A small fraction of ghrelin, ghrelin-28-C10:1, may be modified with a singly unsaturated carboxylic acid. Amidation of Leu-98 is essential for obestatin activity.
細胞内局在	Secreted.

画像

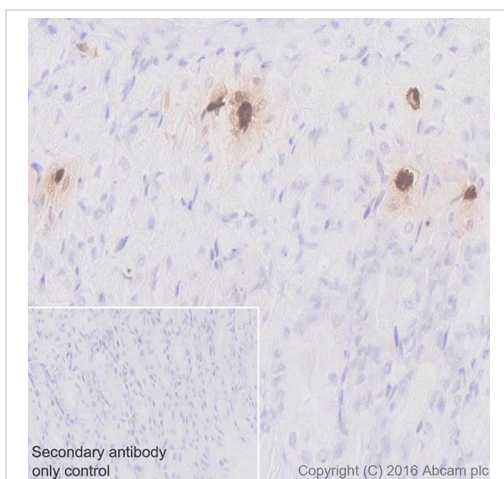


Immunohistochemistry (Formalin/PFA-fixed paraffin-embedded sections) - Anti-Ghrelin antibody [EPR20502] (ab209790)

Immunohistochemical analysis of paraffin-embedded human stomach tissue labeling Ghrelin with ab209790 at 1/8000 dilution, followed by Goat Anti-Rabbit IgG H&L (HRP) ([ab97051](#)) at 1/500 dilution. Cytoplasmic staining on endocrine cells of human stomach is observed [PMID: 18474938]. Counter stained with Hematoxylin.

Secondary antibody only control: Used PBS instead of primary antibody, secondary antibody is Goat Anti-Rabbit IgG H&L (HRP) ([ab97051](#)) at 1/500 dilution.

Perform heat mediated antigen retrieval with Tris/EDTA buffer pH 9.0 before commencing with IHC staining protocol.

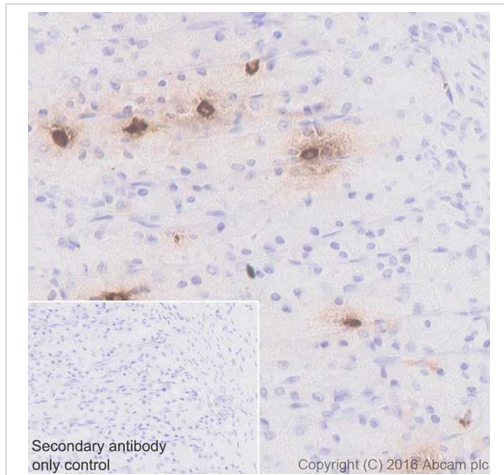


Immunohistochemistry (Formalin/PFA-fixed paraffin-embedded sections) - Anti-Ghrelin antibody [EPR20502] (ab209790)

Immunohistochemical analysis of paraffin-embedded mouse stomach tissue labeling Ghrelin with ab209790 at 1/8000 dilution, followed by Goat Anti-Rabbit IgG H&L (HRP) ([ab97051](#)) at 1/500 dilution. Cytoplasmic staining on endocrine cells of mouse stomach is observed [PMID: 18474938]. Counter stained with Hematoxylin.

Secondary antibody only control: Used PBS instead of primary antibody, secondary antibody is Goat Anti-Rabbit IgG H&L (HRP) ([ab97051](#)) at 1/500 dilution.

Perform heat mediated antigen retrieval with Tris/EDTA buffer pH 9.0 before commencing with IHC staining protocol.

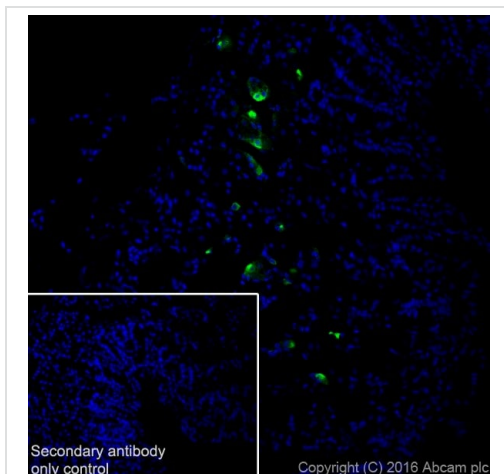


Immunohistochemistry (Formalin/PFA-fixed paraffin-embedded sections) - Anti-Ghrelin antibody [EPR20502] (ab209790)

Immunohistochemical analysis of paraffin-embedded rat stomach tissue labeling Ghrelin with ab209790 at 1/8000 dilution, followed by Goat Anti-Rabbit IgG H&L (HRP) ([ab97051](#)) at 1/500 dilution. Cytoplasmic staining on endocrine cells of rat stomach is observed [PMID: 18474938]. Counter stained with Hematoxylin.

Secondary antibody only control: Used PBS instead of primary antibody, secondary antibody is Goat Anti-Rabbit IgG H&L (HRP) ([ab97051](#)) at 1/500 dilution.

Perform heat mediated antigen retrieval with Tris/EDTA buffer pH 9.0 before commencing with IHC staining protocol.

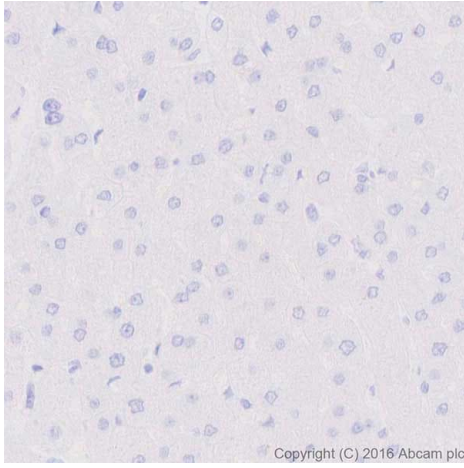


Immunohistochemistry (Frozen sections) - Anti-Ghrelin antibody [EPR20502] (ab209790)

Immunohistochemical analysis of 4% paraformaldehyde-fixed, 0.2% Triton X-100 permeabilized frozen mouse stomach tissue labeling Ghrelin with ab209790 at 1/100 dilution, followed by Goat anti-rabbit IgG (Alexa Fluor® 488) ([ab150077](#)) secondary antibody at 1/1000 dilution (green). Cytoplasmic staining on endocrine cells of mouse stomach is observed [PMID: 18474938]. The nuclear counterstain is DAPI (blue).

Secondary antibody only control: Used PBS instead of primary antibody, secondary antibody is Goat anti-rabbit IgG (Alexa Fluor® 488) ([ab150077](#)) at 1/1000 dilution.

This antibody worked well on mouse IHC-Frozen sections. Staining on rat sections was weak and human samples were not tested.



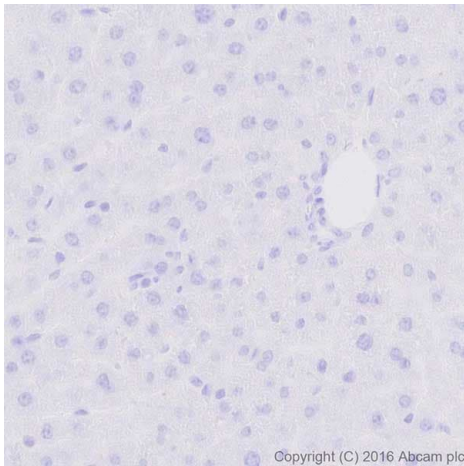
Immunohistochemistry (Formalin/PFA-fixed paraffin-embedded sections) - Anti-Ghrelin antibody [EPR20502] (ab209790)

Immunohistochemical analysis of paraffin-embedded human liver tissue labeling Ghrelin with ab209790 at 1/8000 dilution, followed by Goat Anti-Rabbit IgG H&L (HRP) ([ab97051](#)) at 1/500 dilution.

Negative control: no staining on human liver [PMID: 10604470].

Counter stained with Hematoxylin.

Perform heat mediated antigen retrieval with Tris/EDTA buffer pH 9.0 before commencing with IHC staining protocol.



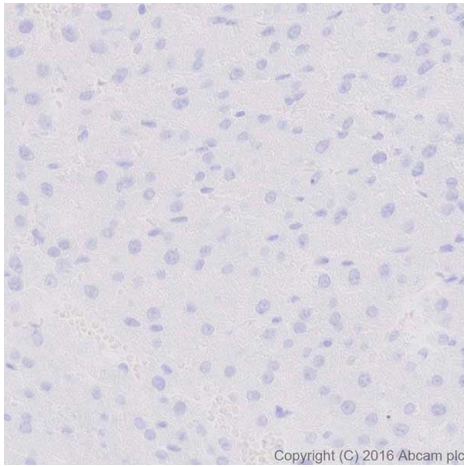
Immunohistochemistry (Formalin/PFA-fixed paraffin-embedded sections) - Anti-Ghrelin antibody [EPR20502] (ab209790)

Immunohistochemical analysis of paraffin-embedded mouse liver tissue labeling Ghrelin with ab209790 at 1/8000 dilution, followed by Goat Anti-Rabbit IgG H&L (HRP) ([ab97051](#)) at 1/500 dilution.

Negative control: no staining on mouse liver [PMID: 10604470].

Counter stained with Hematoxylin.

Perform heat mediated antigen retrieval with Tris/EDTA buffer pH 9.0 before commencing with IHC staining protocol.



Immunohistochemistry (Formalin/PFA-fixed paraffin-embedded sections) - Anti-Ghrelin antibody [EPR20502] (ab209790)

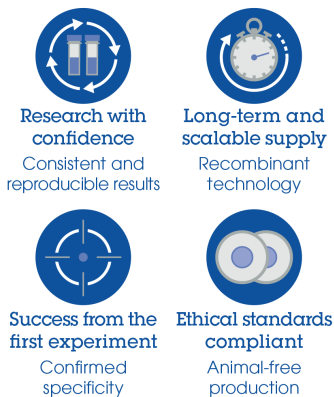
Immunohistochemical analysis of paraffin-embedded rat liver tissue labeling Ghrelin with ab209790 at 1/8000 dilution, followed by Goat Anti-Rabbit IgG H&L (HRP) (**ab97051**) at 1/500 dilution.

Negative control: no staining on rat liver [PMID: 10604470].

Counter stained with Hematoxylin.

Perform heat mediated antigen retrieval with Tris/EDTA buffer pH 9.0 before commencing with IHC staining protocol.

Why choose a recombinant antibody?



Anti-Ghrelin antibody [EPR20502] (ab209790)

Please note: All products are "FOR RESEARCH USE ONLY. NOT FOR USE IN DIAGNOSTIC PROCEDURES"

Our Abpromise to you: Quality guaranteed and expert technical support

- Replacement or refund for products not performing as stated on the datasheet
- Valid for 12 months from date of delivery
- Response to your inquiry within 24 hours
- We provide support in Chinese, English, French, German, Japanese and Spanish
- Extensive multi-media technical resources to help you
- We investigate all quality concerns to ensure our products perform to the highest standards

If the product does not perform as described on this datasheet, we will offer a refund or replacement. For full details of the Abpromise, please visit <https://www.abcam.co.jp/abpromise> or contact our technical team.

Terms and conditions

- Guarantee only valid for products bought direct from Abcam or one of our authorized distributors