


Anti-Fyn antibody ab227304

面格新 2

医薬用外劇物

製品の概要

| | |
|--------------|---|
| 製品名 | Anti-Fyn antibody |
| 製品の詳細 | Rabbit polyclonal to Fyn |
| 由来種 | Rabbit |
| アプリケーション | 適用あり: IHC-P, WB |
| 種交差性 | 交差種: Mouse, Rat, Human 交差が予測される動物種: Chicken, Cow, Pig, Xenopus laevis  |
| 免疫原 | Recombinant fragment within Human Fyn (internal sequence). The exact sequence is proprietary. Database link: P06241 |
| ポジティブ・コントロール | WB: Mouse and rat brain extracts; Jurkat whole cell lysate. IHC-P: Human colon carcinoma tissue. |
| 特記事項 | <p>The Life Science industry has been in the grips of a reproducibility crisis for a number of years. Abcam is leading the way in addressing this with our range of recombinant monoclonal antibodies and knockout edited cell lines for gold-standard validation. Please check that this product meets your needs before purchasing.</p> <p>If you have any questions, special requirements or concerns, please send us an inquiry and/or contact our Support team ahead of purchase. Recommended alternatives for this product can be found below, along with publications, customer reviews and Q&As</p> |

製品の特性

| | |
|--------|---|
| 製品の状態 | Liquid |
| 保存方法 | Shipped at 4°C. Store at +4°C short term (1-2 weeks). Upon delivery aliquot. Store at -20°C long term. Avoid freeze / thaw cycle. |
| バッファー | pH: 7.00 Preservative: 0.01% Thimerosal (merthiolate) Constituents: 1.21% Tris, 0.75% Glycine, 20% Glycerol (glycerin, glycerine) |
| 精製度 | Immunogen affinity purified |
| ポリ/モノ | ポリクローナル |
| アイソタイプ | IgG |

アプリケーション

The Abpromise guarantee

Abpromise保証は、次のテスト済みアプリケーションにおけるab227304の使用に適用されます

アプリケーションノートには、推奨の開始希釈率がありますが、適切な希釈率につきましてはご確認ください。

| アプリケーション | Abreviews | 特記事項 |
|----------|-----------|---|
| IHC-P | | 1/100 - 1/1000. |
| WB | | 1/500 - 1/3000. Predicted molecular weight: 60 kDa. |

ターゲット情報

機能

Tyrosine-protein kinase implicated in the control of cell growth. Plays a role in the regulation of intracellular calcium levels, with isoform 2 showing the greater ability to mobilize cytoplasmic calcium in comparison to isoform 1. Required in brain development and mature brain function with important roles in the regulation of axon growth, axon guidance, and neurite extension. Blocks axon outgrowth and attraction induced by NTN1 by phosphorylating its receptor DDC. Phosphorylates RUNX3.

組織特異性

Isoform 1 is highly expressed in the brain. Isoform 2 is expressed in cells of hemopoietic lineages, especially T lymphocytes.

配列類似性

Belongs to the protein kinase superfamily. Tyr protein kinase family. SRC subfamily.
Contains 1 protein kinase domain.
Contains 1 SH2 domain.
Contains 1 SH3 domain.


細胞内局在

Cell membrane. Present and active in lipid rafts. Present in cell body and along the process of mature and developing oligodendrocytes.

製品の状態

This protein is known to be similar in amino acid sequence to HCK (P08631), LCK (P06239), YES1 (P07947), SRC (P12931), and LYN (P07948). Therefore, cross-reactivity with these homologous proteins may be observed. We would be happy to provide immunogen alignment information upon request.

画像



All lanes : Anti-Fyn antibody (ab227304) at 1/1000 dilution

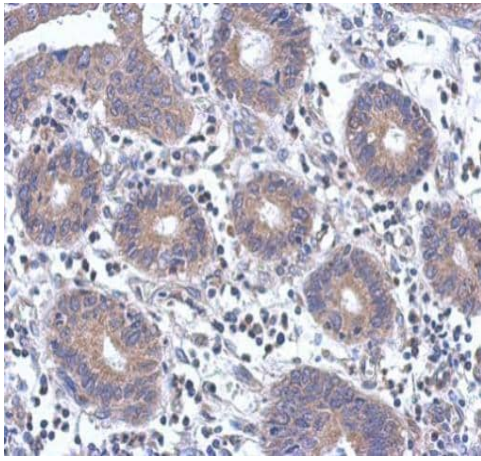
Lane 1 : Mouse brain extract

Lane 2 : Rat brain extract

Lysates/proteins at 50 µg per lane.

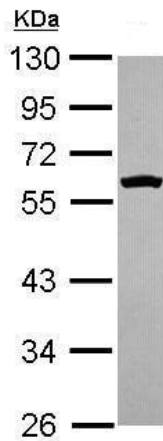
Predicted band size: 60 kDa

10% SDS-PAGE gel.



Immunohistochemistry (Formalin/PFA-fixed paraffin-embedded sections) - Anti-Fyn antibody (ab227304)

Paraffin-embedded human colon carcinoma tissue stained for Fyn using ab227304 at 1/500 dilution in immunohistochemical analysis.



Western blot - Anti-Fyn antibody (ab227304)

Anti-Fyn antibody (ab227304) at 1/1000 dilution + Jurkat (human T cell leukemia cell line from peripheral blood) whole cell lysate at 30 µg

Predicted band size: 60 kDa

10% SDS-PAGE gel.

Please note: All products are "FOR RESEARCH USE ONLY. NOT FOR USE IN DIAGNOSTIC PROCEDURES"

Our Abpromise to you: Quality guaranteed and expert technical support

- Replacement or refund for products not performing as stated on the datasheet
- Valid for 12 months from date of delivery
- Response to your inquiry within 24 hours
- We provide support in Chinese, English, French, German, Japanese and Spanish
- Extensive multi-media technical resources to help you
- We investigate all quality concerns to ensure our products perform to the highest standards

If the product does not perform as described on this datasheet, we will offer a refund or replacement. For full details of the Abpromise, please visit <https://www.abcam.co.jp/abpromise> or contact our technical team.

Terms and conditions

- Guarantee only valid for products bought direct from Abcam or one of our authorized distributors