


Anti-Fragilis antibody ab15592

★★★★☆ [4 Abreviews](#) [34 References](#) [画像数 4](#)

製品の概要

製品名	Anti-Fragilis antibody
製品の詳細	Rabbit polyclonal to Fragilis
由来種	Rabbit
特異性	From Jan 2024, QC testing of replenishment batches of this polyclonal changed. All tested and expected application and reactive species combinations are still covered by our Abcam product promise. However, we no longer test all applications. For more information on a specific batch, please contact our Scientific Support who will be happy to help.
アプリケーション	適用あり: IP, ICC/IF, IHC-Fr, WB
種交差性	交差種: Mouse, Human 交差が予測される動物種: Rat 
免疫原	Synthetic peptide. This information is proprietary to Abcam and/or its suppliers.
ポジティブ・コントロール	ICC/IF: mES cells. IHC-Fr: E12.5 mouse embryos. WB: Mouse embryonic stem cell, Mouse embryonic germ cell lysates. IP: E14Tg2a whole cell extract.
特記事項	<p>The Life Science industry has been in the grips of a reproducibility crisis for a number of years. Abcam is leading the way in addressing this with our range of recombinant monoclonal antibodies and knockout edited cell lines for gold-standard validation. Please check that this product meets your needs before purchasing.</p> <p>If you have any questions, special requirements or concerns, please send us an inquiry and/or contact our Support team ahead of purchase. Recommended alternatives for this product can be found below, along with publications, customer reviews and Q&As</p>

製品の特性

製品の状態	Liquid
保存方法	Shipped at 4°C. Store at +4°C short term (1-2 weeks). Upon delivery aliquot. Store at -20°C or -80°C. Avoid freeze / thaw cycle.
バッファー	pH: 7.40 Preservative: 0.02% Sodium azide Constituent: PBS

Batches of this product that have a concentration < 1mg/ml may have BSA added as a stabilising

agent. If you would like information about the formulation of a specific lot, please contact our scientific support team who will be happy to help.

精製度	Immunogen affinity purified
ポリモノ	ポリクローナル
アイソタイプ	IgG

アプリケーション

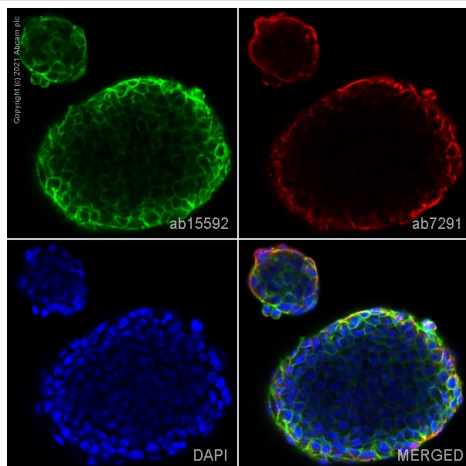
The Abpromise guarantee **Abpromise保証は、次のテスト済みアプリケーションにおけるab15592の使用に適用されます**
アプリケーションノートには、推奨の開始希釈率がありますが、適切な希釈率につきましてはご検討ください。

アプリケーション	Abreviews	特記事項
IP		Use at an assay dependent concentration.
ICC/IF	★★★★★ (1)	Use a concentration of 1 - 10 µg/ml.
IHC-Fr		Use a concentration of 10 µg/ml.
WB		Use a concentration of 1 µg/ml. Detects a band of approximately 13 kDa (predicted molecular weight: 15 kDa).

ターゲット情報

機能	IFN-induced antiviral protein that mediates cellular innate immunity to at least three major human pathogens, namely influenza A H1N1 virus, West Nile virus (WNV), and dengue virus (WNV), by inhibiting the early step(s) of replication.
配列類似性	Belongs to the CD225 family.
翻訳後修飾	Palmitoylation on membrane-proximal cysteines controls clustering in membrane compartments and antiviral activity against influenza virus.
細胞内局在	Cell membrane.

画像

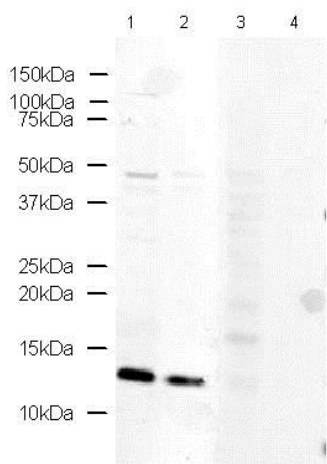


Immunocytochemistry/ Immunofluorescence - Anti-Fragilis antibody (ab15592)

ab15592 staining Fragilis in mES cells. The cells were fixed with 4% paraformaldehyde (10 min), permeabilized with 0.1% PBS-Tween for 5 minutes and then blocked with 1% BSA/10% normal goat serum/0.3M glycine in 0.1% PBS-Tween for 1h. The cells were then incubated overnight at 4°C with ab15592 at 1µg/ml and **ab7291**, Mouse monoclonal [DM1A] to alpha Tubulin - Loading Control. Cells were then incubated with **ab150081**, Goat polyclonal Secondary Antibody to Rabbit IgG - H&L (Alexa Fluor® 488), pre-adsorbed at 1/1000 dilution (shown in green) and **ab150120**, Goat polyclonal Secondary Antibody to Mouse IgG - H&L (Alexa Fluor® 594), pre-adsorbed at 1/1000 dilution (shown in pseudocolour red). Nuclear DNA was labelled with DAPI (shown in blue).

Also suitable in cells fixed with 100% methanol (5 min).

Image was acquired with a confocal microscope (Leica-Microsystems TCS SP8) and a single confocal section is shown.



Western blot - Anti-Fragilis antibody (ab15592)

All lanes : Anti-Fragilis antibody (ab15592) at 1 µg/ml

Lane 1 : Mouse Embryonic Stem Cell lysate

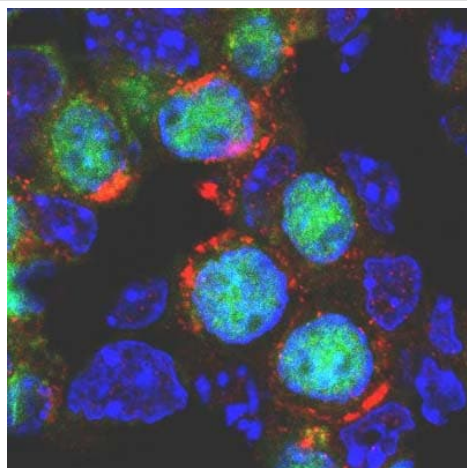
Lane 2 : Mouse Embryonic Germ Cell lysate

Lane 3 : Mouse Embryonic Stem Cell lysate with Fragilis peptide (**ab15737**) at 1 µg/ml

Lane 4 : Mouse Embryonic Germ Cell lysate with Fragilis peptide (**ab15737**) at 1 µg/ml

Lysates/proteins at 10 µg per lane.

Predicted band size: 15 kDa



Immunohistochemistry (Frozen sections) - Anti-Fragilis antibody (ab15592)

This image is courtesy of Petra Hajkova, University of Cambridge

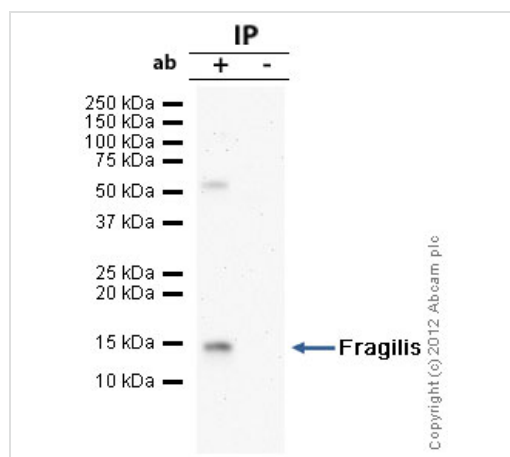
IHC showing localisation of Fragilis (red) in cryosections of male genital ridges of E12.5 mouse embryos. Germ cells can be identified by staining with anti-Oct4 (green).

ab15592 (anti-Fragilis) = red

Oct4 = green

DAPI (DNA) = blue

The dilution of ab15592 used was 10 ug/ml.



Immunoprecipitation - Anti-Fragilis antibody (ab15592)

Fragilis - Primordial Germ Cell Marker was immunoprecipitated using 0.5mg E14Tg2a whole cell extract, 5µg of Rabbit polyclonal to Fragilis and 50µl of protein G magnetic beads (+). No antibody was added to the control (-).

The antibody was incubated under agitation with Protein G beads for 10min, E14Tg2a whole cell extract lysate diluted in RIPA buffer was added to each sample and incubated for a further 10min under agitation.

Proteins were eluted by addition of 40µl SDS loading buffer and incubated for 10min at 70°C; 10µl of each sample was separated on a SDS PAGE gel, transferred to a nitrocellulose membrane, blocked with 5% BSA and probed with ab15592.

Secondary: Clean blot (HRP conjugate) at 1/1000 dilution.

Band: 13kDa: Fragilis - Primordial Germ Cell Marker.

Please note: All products are "FOR RESEARCH USE ONLY. NOT FOR USE IN DIAGNOSTIC PROCEDURES"

Our Abpromise to you: Quality guaranteed and expert technical support

- Replacement or refund for products not performing as stated on the datasheet
- Valid for 12 months from date of delivery
- Response to your inquiry within 24 hours
- We provide support in Chinese, English, French, German, Japanese and Spanish
- Extensive multi-media technical resources to help you
- We investigate all quality concerns to ensure our products perform to the highest standards

If the product does not perform as described on this datasheet, we will offer a refund or replacement. For full details of the Abpromise, please visit <https://www.abcam.co.jp/abpromise> or contact our technical team.

Terms and conditions

- Guarantee only valid for products bought direct from Abcam or one of our authorized distributors