


# Anti-FOXP1 antibody ab93807

[2 References](#) [画像数 3](#)

### 製品の概要

製品名	Anti-FOXP1 antibody
製品の詳細	Rabbit polyclonal to FOXP1
由来種	Rabbit
アプリケーション	<b>適用あり:</b> IHC-P, WB, IP
種交差性	<b>交差種:</b> Mouse, Human <b>交差が予測される動物種:</b> Rat, Horse, Cow, Dog, Pig, Xenopus laevis, Chimpanzee, Rhesus monkey, Gorilla, Chinese hamster, Orangutan, Xenopus tropicalis, Elephant 
免疫原	Synthetic peptide corresponding to Human FOXP1 aa 627-677. Sequence: MQAVHPVHVKEEPLDPEEAEGPLSLVTTANHSPDFDHDRDYE DEPVNEDM E

 [Run BLAST with](#)

 [Run BLAST with](#)

ポジティブ・コントロール HeLa lysate and 293T cells

**特記事項**

The Life Science industry has been in the grips of a reproducibility crisis for a number of years. Abcam is leading the way in addressing this with our range of recombinant monoclonal antibodies and knockout edited cell lines for gold-standard validation. Please check that this product meets your needs before purchasing.

If you have any questions, special requirements or concerns, please send us an inquiry and/or contact our Support team ahead of purchase. Recommended alternatives for this product can be found below, along with publications, customer reviews and Q&As

### 製品の特性

製品の状態	Liquid
保存方法	Shipped at 4°C. Upon delivery aliquot and store at -20°C. Avoid freeze / thaw cycles.
バッファー	pH: 7 Preservative: 0.09% Sodium azide Constituent: Tris citrate/phosphate
精製度	Immunogen affinity purified
ポリ/モノ	ポリクローナル

## アプリケーション

The Abpromise guarantee **Abpromise保証は、次のテスト済みアプリケーションにおけるab93807の使用に適用されます**

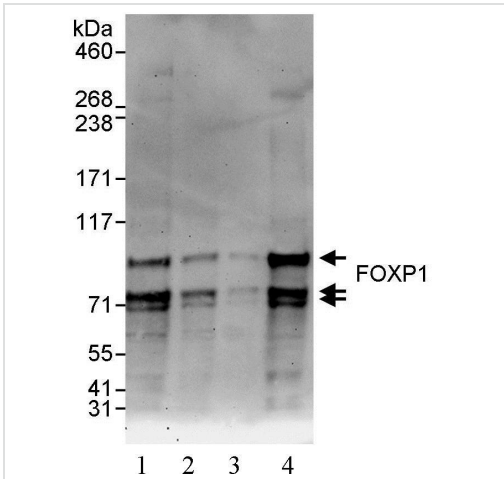
アプリケーションノートには、推奨の開始希釈率がありますが、適切な希釈率につきましてはご検討ください。

アプリケーション	Abreviews	特記事項
IHC-P		1/500 - 1/2000. Perform heat mediated antigen retrieval with citrate buffer pH 6 before commencing with IHC staining protocol.
WB		1/2000 - 1/10000. Predicted molecular weight: 75 kDa.
IP		Use at 2-5 µg/mg of lysate.

## ターゲット情報

機能	Transcriptional repressor. It plays an important role in the specification and differentiation of lung epithelium. Can act with CTBP1 to synergistically repress transcription but CTPBP1 is not essential. Essential transcriptional regulator of B cell development.
関連疾患	Note=A chromosomal aberration involving FOXP1 is found in acute lymphoblastic leukemia. Translocation t(9;3)(p13;p14.1) with PAX5. Defects in FOXP1 are the cause of mental retardation with language impairment and autistic features (MRLIAF) [MIM:613670]. It is a developmental disorder characterized by mild to moderate mental retardation, language impairment, and autistic features. Patients show global delay, delayed walking, severely delayed speech development, and behavioral abnormalities, including irritability, hyperactivity, aggression, and stereotypical rigid behaviors.
配列類似性	Contains 1 C2H2-type zinc finger. Contains 1 fork-head DNA-binding domain.
ドメイン	The leucine-zipper is required for dimerization and transcriptional repression.
細胞内局在	Nucleus.

## 画像



Western blot - Anti-FOXP1 antibody (ab93807)

**All lanes :** Anti-FOXP1 antibody (ab93807) at 0.1 µg/ml

**Lane 1 :** HeLa lysate at 50 µg

**Lane 2 :** HeLa lysate at 15 µg

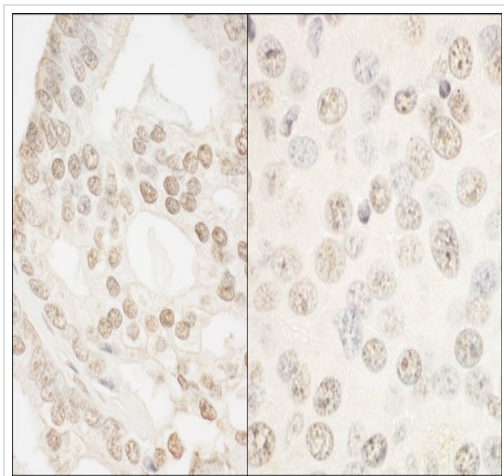
**Lane 3 :** HeLa lysate at 5 µg

**Lane 4 :** 293 T cells at 50 µg

Developed using the ECL technique.

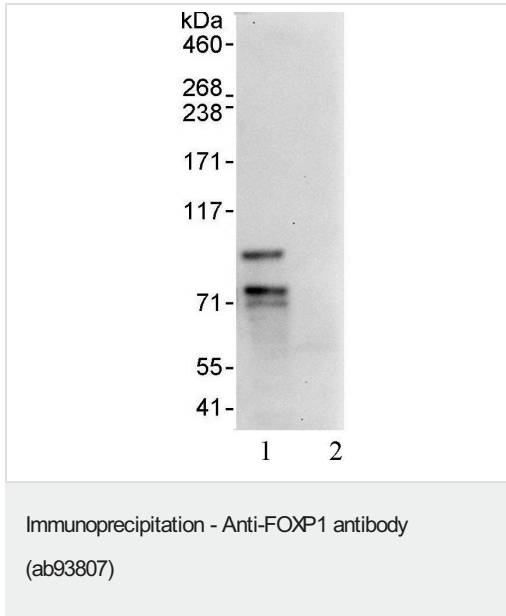
**Predicted band size:** 75 kDa

**Exposure time:** 3 minutes



Immunohistochemistry (Formalin/PFA-fixed paraffin-embedded sections) - Anti-FOXP1 antibody (ab93807)

Immunohistochemistry (Formalin/PFA-fixed paraffin-embedded sections) analysis of human prostate carcinoma (left) and mouse hybridoma tumor (right) tissues labelling FOXP1 with ab93807 at 1/1000 (1µg/ml). Detection: DAB.



Immunoprecipitation of FOXP1 in whole cell lysate from HeLa cells (1 mg for IP, 20% of IP loaded) using ab93807 at 3µg/mg lysate with goat anti-rabbit light chain antibody conjugated to HRP. Subsequent WB detections was performed using 1µg/ml ab93807.

**Please note:** All products are "FOR RESEARCH USE ONLY. NOT FOR USE IN DIAGNOSTIC PROCEDURES"

### Our Abpromise to you: Quality guaranteed and expert technical support

---

- Replacement or refund for products not performing as stated on the datasheet
- Valid for 12 months from date of delivery
- Response to your inquiry within 24 hours
- We provide support in Chinese, English, French, German, Japanese and Spanish
- Extensive multi-media technical resources to help you
- We investigate all quality concerns to ensure our products perform to the highest standards

If the product does not perform as described on this datasheet, we will offer a refund or replacement. For full details of the Abpromise, please visit <https://www.abcam.co.jp/abpromise> or contact our technical team.

### Terms and conditions

---

- Guarantee only valid for products bought direct from Abcam or one of our authorized distributors