

### Anti-FOXK1/MNF antibody ab85999

画像数 3

#### 製品の概要

---

製品名	Anti-FOXK1/MNF antibody
製品の詳細	Rabbit polyclonal to FOXK1/MNF
由来種	Rabbit
アプリケーション	<b>適用あり:</b> WB, IP, IHC-P
種交差性	<b>交差種:</b> Mouse, Human <b>交差が予測される動物種:</b> Horse, Guinea pig, Cow, Pig, Chimpanzee, Rhesus monkey, Gorilla



**免疫原** Synthetic peptide corresponding to Human FOXK1/MNF aa 683-733.  
Database link: [NP\\_001032242.1](#)

**ポジティブ・コントロール** Whole cell lysate from HeLa cells

**特記事項** The Life Science industry has been in the grips of a reproducibility crisis for a number of years. Abcam is leading the way in addressing this with our range of recombinant monoclonal antibodies and knockout edited cell lines for gold-standard validation. Please check that this product meets your needs before purchasing.

If you have any questions, special requirements or concerns, please send us an inquiry and/or contact our Support team ahead of purchase. Recommended alternatives for this product can be found below, along with publications, customer reviews and Q&As

#### 製品の特性

---

製品の状態	Liquid
保存方法	Shipped at 4°C. Upon delivery aliquot and store at -20°C. Avoid freeze / thaw cycles.
バッファー	pH: 6.8 Preservative: 0.09% Sodium azide Constituents: Tris buffered saline, 0.1% BSA
精製度	Immunogen affinity purified
特記事項 (精製)	ab85999 was affinity purified using an epitope specific to FOXK1 / MNF immobilized on solid support.
ポリ/モノ	ポリクローナル
アイソタイプ	IgG

## アプリケーション

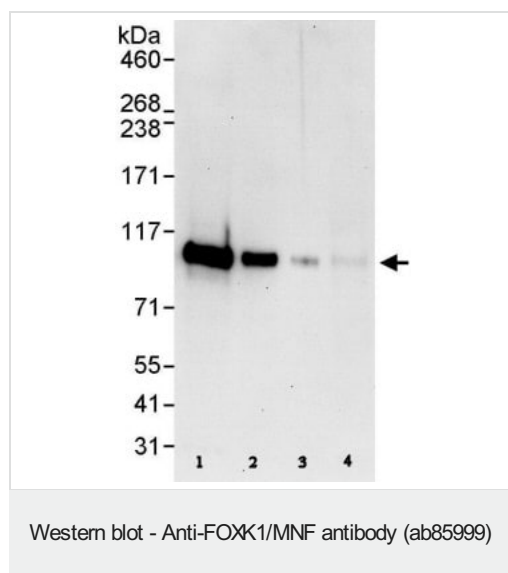
**The Abpromise guarantee** Abpromise保証は、次のテスト済みアプリケーションにおけるab85999の使用に適用されます  
アプリケーションノートには、推奨の開始希釈率がありますが、適切な希釈率につきましてはご検討ください。

アプリケーション	Abreviews	特記事項
WB		1/2000 - 1/10000. Predicted molecular weight: 75 kDa.
IP		Use at 2-5 µg/mg of lysate.
IHC-P		1/200 - 1/1000. Perform heat mediated antigen retrieval with citrate buffer pH 6 before commencing with IHC staining protocol.

## ターゲット情報

機能	Transcriptional regulator that binds to the upstream enhancer region (CCAC box) of myoglobin gene. Has a role in myogenic differentiation and in remodeling processes of adult muscles that occur in response to physiological stimuli.
組織特異性	Expressed both developing and adult tissues. In adults, significant expression is seen in tumors of the brain, colon and lymph node.
配列類似性	Contains 1 FHA domain. Contains 1 fork-head DNA-binding domain.
細胞内局在	Nucleus.

## 画像



**All lanes :** Anti-FOXK1/MNF antibody (ab85999) at 0.04 µg/ml

**Lane 1 :** HeLa whole cell lysate at 50 µg

**Lane 2 :** HeLa whole cell lysate at 15 µg

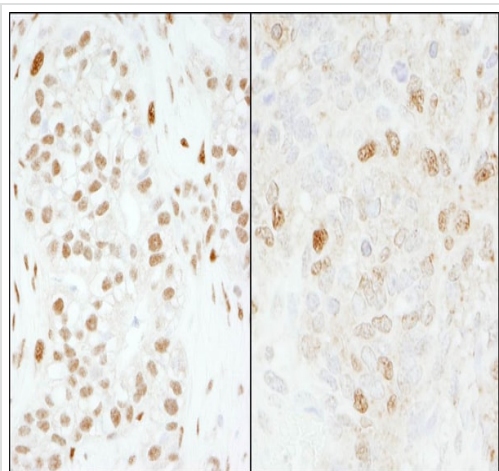
**Lane 3 :** HeLa whole cell lysate at 5 µg

**Lane 4 :** 293T whole cell lysate at 50 µg

Developed using the ECL technique.

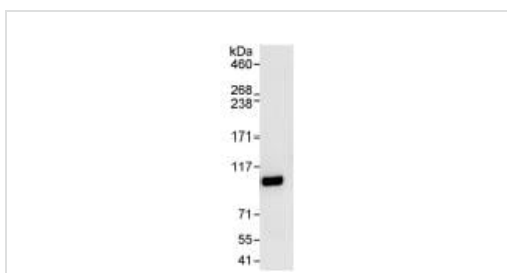
**Predicted band size:** 75 kDa

**Exposure time:** 30 seconds



Immunohistochemistry (Formalin/PFA-fixed paraffin-embedded sections) - Anti-FOXK1/MNF antibody (ab85999)

Immunohistochemistry (Formalin/PFA-fixed paraffin-embedded sections) analysis of human breast carcinoma (left) and mouse teratoma (right) tissues labelling FOXK1/MNF with ab85999 at 1/1000 (0.2µg/ml) and 1/200 (1µg/ml). Detection: DAB.



Immunoprecipitation - Anti-FOXK1/MNF antibody (ab85999)

Detection of FOXK1/MNF by Western blot of Immunoprecipitate. ab85999, at 1 µg/ml, staining FOXK1 / MNF in HeLa whole cell lysate immunoprecipitated using ab85999 at 3 µg/mg lysate (1 mg/IP; 20% of IP loaded/lane).

Detection: Chemiluminescence with an exposure time of 3 seconds.

**All lanes** : Anti-FOXK1/MNF antibody (ab85999) at 1 µg/ml

**Lane 1** : HeLa whole cell lysate

**Lane 2** : Control IgG

**Please note:** All products are "FOR RESEARCH USE ONLY. NOT FOR USE IN DIAGNOSTIC PROCEDURES"

### Our Abpromise to you: Quality guaranteed and expert technical support

- Replacement or refund for products not performing as stated on the datasheet
- Valid for 12 months from date of delivery
- Response to your inquiry within 24 hours
- We provide support in Chinese, English, French, German, Japanese and Spanish
- Extensive multi-media technical resources to help you
- We investigate all quality concerns to ensure our products perform to the highest standards

If the product does not perform as described on this datasheet, we will offer a refund or replacement. For full details of the Abpromise, please visit <https://www.abcam.co.jp/abpromise> or contact our technical team.

## **Terms and conditions**

---

- Guarantee only valid for products bought direct from Abcam or one of our authorized distributors