

Anti-FLIP antibody ab6144

★★★★★ [1 Abreviews](#) [7 References](#) [画像数 4](#)

製品の概要

製品名	Anti-FLIP antibody
製品の詳細	Rabbit polyclonal to FLIP
由来種	Rabbit
アプリケーション	適用あり: ICC/IF, WB
種交差性	交差種: Human
免疫原	Synthetic peptide, corresponding to amino acids 447-464 of Human FLIP.
ポジティブ・コントロール	WB: HeLa, Jurkat, and K562 cells. ICC/IF: Jurkat and K562 cells
特記事項	<p>The Life Science industry has been in the grips of a reproducibility crisis for a number of years. Abcam is leading the way in addressing this with our range of recombinant monoclonal antibodies and knockout edited cell lines for gold-standard validation. Please check that this product meets your needs before purchasing.</p> <p>If you have any questions, special requirements or concerns, please send us an inquiry and/or contact our Support team ahead of purchase. Recommended alternatives for this product can be found below, along with publications, customer reviews and Q&As</p>

製品の特性

製品の状態	Liquid
保存方法	Shipped at 4°C. Store at +4°C short term (1-2 weeks). Upon delivery aliquot. Store at -20°C or -80°C. Avoid freeze / thaw cycle.
バッファー	pH: 7.2 Preservative: 0.02% Sodium azide Constituent: PBS
精製度	Affinity purified
ポリ/モノ	ポリクローナル
アイソタイプ	IgG

アプリケーション

The Abpromise guarantee

Abpromise保証は、次のテスト済みアプリケーションにおけるab6144の使用に適用されます

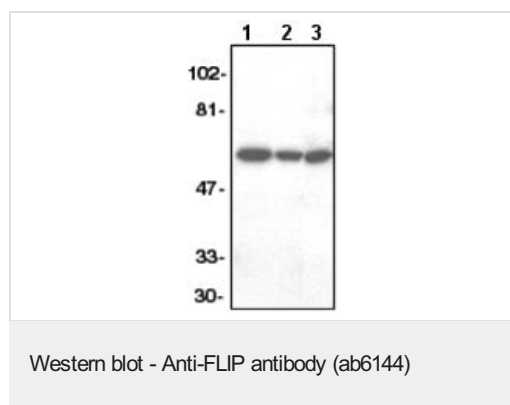
アプリケーションノートには、推奨の開始希釈率がありますが、適切な希釈率につきましてはご確認ください。

アプリケーション	Abreviews	特記事項
ICC/IF		Use a concentration of 10 µg/ml.
WB	★★★★★ (1)	1/500 - 1/2000. Detects a band of approximately 55 kDa (predicted molecular weight: 55 kDa).

ターゲット情報

機能	Apoptosis regulator protein which may function as a crucial link between cell survival and cell death pathways in mammalian cells. Acts as an inhibitor of TNFRSF6 mediated apoptosis. A proteolytic fragment (p43) is likely retained in the death-inducing signaling complex (DISC) thereby blocking further recruitment and processing of caspase-8 at the complex. Full length and shorter isoforms have been shown either to induce apoptosis or to reduce TNFRSF-triggered apoptosis. Lacks enzymatic (caspase) activity.
組織特異性	Widely expressed. Higher expression in skeletal muscle, pancreas, heart, kidney, placenta, and peripheral blood leukocytes. Also detected in diverse cell lines. Isoform 8 is predominantly expressed in testis and skeletal muscle.
配列類似性	Belongs to the peptidase C14A family. Contains 2 DED (death effector) domains.
ドメイン	The caspase domain lacks the active sites residues involved in catalysis.
翻訳後修飾	Proteolytically processed; probably by caspase-8. Processing likely occurs at the DISC and generates subunit p43 and p12.

画像



All lanes : Anti-FLIP antibody (ab6144) at 1/1000 dilution

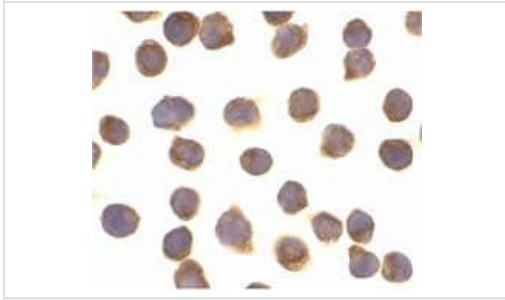
Lane 1 : HeLa whole cell lysate

Lane 2 : Jurkat whole cell lysate

Lane 3 : K562 whole cell lysate

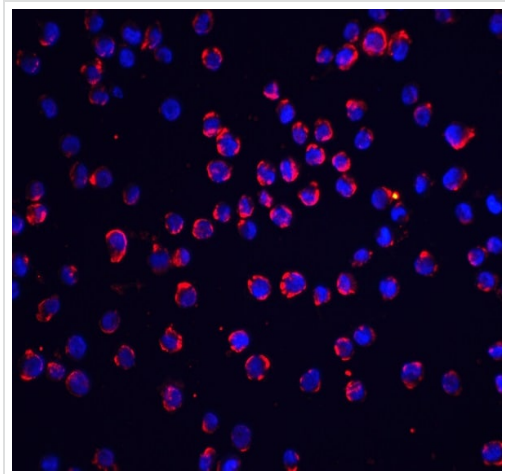
Predicted band size: 55 kDa

Observed band size: 55 kDa



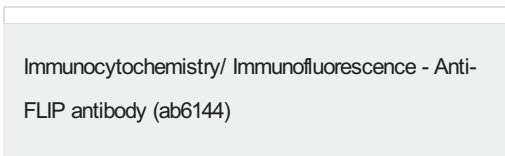
ab6144 at 10µg/ml staining FLIP in Jurkat cells by ICC/IF

Immunocytochemistry/ Immunofluorescence - Anti-FLIP antibody (ab6144)



Ab6144 at 5µg/ml staining FLIP in K562 cells by ICC/IF (Immunocytochemistry/Immunofluorescence).

Immunocytochemistry/ Immunofluorescence - Anti-FLIP antibody (ab6144)



Immunofluorescence of FLIP in Jurkat cells using ab6144 at 10 ug/ml.

Immunocytochemistry/ Immunofluorescence - Anti-FLIP antibody (ab6144)

Please note: All products are "FOR RESEARCH USE ONLY. NOT FOR USE IN DIAGNOSTIC PROCEDURES"

Our Abpromise to you: Quality guaranteed and expert technical support

- Replacement or refund for products not performing as stated on the datasheet
- Valid for 12 months from date of delivery
- Response to your inquiry within 24 hours
- We provide support in Chinese, English, French, German, Japanese and Spanish
- Extensive multi-media technical resources to help you
- We investigate all quality concerns to ensure our products perform to the highest standards

If the product does not perform as described on this datasheet, we will offer a refund or replacement. For full details of the Abpromise, please visit <https://www.abcam.co.jp/abpromise> or contact our technical team.

Terms and conditions

- Guarantee only valid for products bought direct from Abcam or one of our authorized distributors