

Anti-Fibulin 5 antibody [EPR4506] ab109428

リコンビナント **RabMAb**

5 References [画像数 4](#)

製品の概要

製品名	Anti-Fibulin 5 antibody [EPR4506]
製品の詳細	Rabbit monoclonal [EPR4506] to Fibulin 5
由来種	Rabbit
アプリケーション	適用あり: WB
種交差性	交差種: Mouse, Human
免疫原	Recombinant fragment corresponding to Human Fibulin 5 aa 250 to the C-terminus (internal sequence).
ポジティブ・コントロール	WB: Human fetal lung, fetal kidney, fetal spleen and testis tissue lysates. Mouse heart, brain and kidney tissue lysates.
特記事項	<p>This product is a recombinant monoclonal antibody, which offers several advantages including:</p> <ul style="list-style-type: none"> - High batch-to-batch consistency and reproducibility - Improved sensitivity and specificity - Long-term security of supply - Animal-free production <p>For more information see here.</p> <p>Our RabMAb[®] technology is a patented hybridoma-based technology for making rabbit monoclonal antibodies. For details on our patents, please refer to RabMAb[®] patents.</p> <p>Rat: We have preliminary internal testing data to indicate this antibody may not react with this species. Please contact us for more information.</p>

製品の特性

製品の状態	Liquid
保存方法	Shipped at 4°C. Store at +4°C short term (1-2 weeks). Upon delivery aliquot. Store at -20°C. Stable for 12 months at -20°C.
バッファー	<p>pH: 7.20</p> <p>Preservative: 0.01% Sodium azide</p> <p>Constituents: 40% Glycerol (glycerin, glycerine), 59% PBS, 0.05% BSA</p>
精製度	Protein A purified

ポリ/モノ	モノクローナル
クローン名	EPR4506
アイソタイプ	IgG

アプリケーション

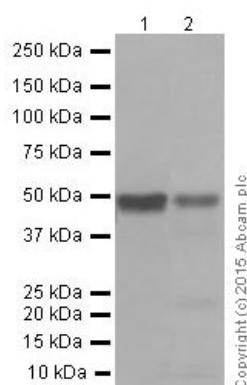
The Abpromise guarantee **Abpromise保証は、**次のテスト済みアプリケーションにおけるab109428の使用に適用されます
アプリケーションノートには、推奨の開始希釈率がありますが、適切な希釈率につきましてはご検討ください。

アプリケーション	Abreviews	特記事項
WB		1/1000 - 1/10000. Predicted molecular weight: 50 kDa.

ターゲット情報

機能	Promotes adhesion of endothelial cells through interaction of integrins and the RGD motif. Could be a vascular ligand for integrin receptors and may play a role in vascular development and remodeling.
組織特異性	Expressed predominantly in heart, ovary, and colon but also in kidney, pancreas, testis, lung and placenta. Not detectable in brain, liver, thymus, prostate, or peripheral blood leukocytes.
関連疾患	<p>Defects in FBLN5 are a cause of autosomal dominant cutis laxa (ADCL) [MIM:123700]. Hereditary cutis laxa refers to a heterogeneous group of connective tissue disorders characterized by cutaneous abnormalities and variable systemic manifestations. The most constant clinical feature is loose skin, sagging over the face and trunk. Hereditary cutis laxa is inherited in both autosomal dominant and autosomal recessive modes. Autosomal dominant cutis laxa is a relatively benign inherited and acquired connective tissue disorder.</p> <p>Defects in FBLN5 are a cause of cutis laxa autosomal recessive type 1 (ARCL1) [MIM:219100]. Hereditary cutis laxa refers to a heterogeneous group of connective tissue disorders characterized by cutaneous abnormalities and variable systemic manifestations. The most constant clinical feature is loose skin, sagging over the face and trunk. Hereditary cutis laxa is inherited in both autosomal dominant and autosomal recessive modes. ARCL1 shows the most severe phenotype and has the poorest prognosis. In addition to the skin, internal organs enriched in elastic fibers, such as the lung and arteries, are affected.</p> <p>Defects in FBLN5 are the cause of age-related macular degeneration type 3 (ARMD3) [MIM:608895]. ARMD is a multifactorial disease and the most common cause of irreversible vision loss in the developed world. In most patients, the disease is manifest as ophthalmoscopically visible yellowish accumulations of protein and lipid (known as drusen) that lie beneath the retinal pigment epithelium and within an elastin-containing structure known as Bruch membrane.</p>
配列類似性	<p>Belongs to the fibulin family.</p> <p>Contains 6 EGF-like domains.</p>
細胞内局在	Secreted.

画像



Western blot - Anti-Fibulin 5 antibody [EPR4506]
(ab109428)

All lanes : Anti-Fibulin 5 antibody [EPR4506] (ab109428) at 1/1000 dilution (purified)

Lane 1 : Human fetal kidney tissue lysate

Lane 2 : Human fetal spleen tissue lysate

Lysates/proteins at 20 µg per lane.

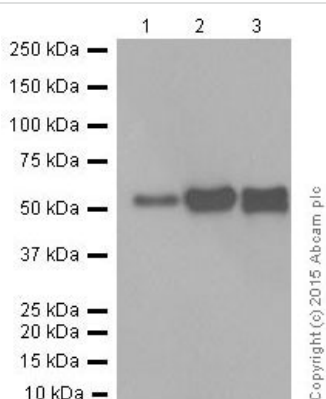
Secondary

All lanes : HRP-conjugated anti-rabbit IgG, specific to the non-reduced form of IgG at 1/5000 dilution

Predicted band size: 50 kDa

Observed band size: 50-60 kDa

Blocking and dilution buffer: 5% NFDM/TBST.



Western blot - Anti-Fibulin 5 antibody [EPR4506]
(ab109428)

All lanes : Anti-Fibulin 5 antibody [EPR4506] (ab109428) at 1/1000 dilution (purified)

Lane 1 : Mouse brain tissue lysate

Lane 2 : Mouse heart tissue lysate

Lane 3 : Mouse kidney tissue lysate

Lysates/proteins at 20 µg per lane.

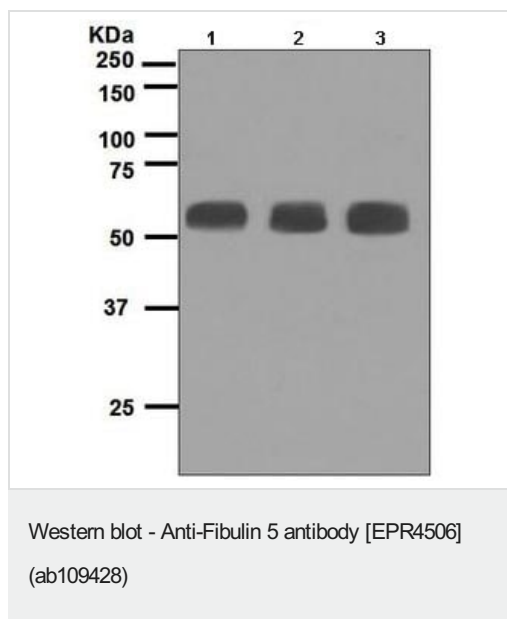
Secondary

All lanes : Goat Anti-Rabbit IgG H&L (HRP) ([ab97051](#)) at 1/10000 dilution

Predicted band size: 50 kDa

Observed band size: 50-60 kDa

Blocking and dilution buffer: 5% NFDM/TBST.



All lanes : Anti-Fibulin 5 antibody [EPR4506] (ab109428) at 1/1000 dilution (unpurified)

Lane 1 : Fetal lung lysate

Lane 2 : Fetal kidney lysate

Lane 3 : Human testis lysate

Lysates/proteins at 10 µg per lane.

Predicted band size: 50 kDa

Why choose a recombinant antibody?

Research with confidence
Consistent and reproducible results

Long-term and scalable supply
Recombinant technology

Success from the first experiment
Confirmed specificity

Ethical standards compliant
Animal-free production

Anti-Fibulin 5 antibody [EPR4506] (ab109428)

Please note: All products are "FOR RESEARCH USE ONLY. NOT FOR USE IN DIAGNOSTIC PROCEDURES"

Our Abpromise to you: Quality guaranteed and expert technical support

- Replacement or refund for products not performing as stated on the datasheet
- Valid for 12 months from date of delivery
- Response to your inquiry within 24 hours
- We provide support in Chinese, English, French, German, Japanese and Spanish
- Extensive multi-media technical resources to help you
- We investigate all quality concerns to ensure our products perform to the highest standards

If the product does not perform as described on this datasheet, we will offer a refund or replacement. For full details of the Abpromise, please visit <https://www.abcam.co.jp/abpromise> or contact our technical team.

Terms and conditions

- Guarantee only valid for products bought direct from Abcam or one of our authorized distributors