


### Anti-FAM84A antibody ab126938

画像表示

医薬用外劇物

#### 製品の概要

製品名	Anti-FAM84A antibody
製品の詳細	Rabbit polyclonal to FAM84A
由来種	Rabbit
アプリケーション	<b>適用あり:</b> WB, ICC/IF
種交差性	<b>交差種:</b> Human <b>交差が予測される動物種:</b> Mouse, Rat, Cow 
免疫原	Recombinant fragment within Human FAM84A aa 1-250. The exact immunogen sequence used to generate this antibody is proprietary information. If additional detail on the immunogen is needed to determine the suitability of the antibody for your needs, please <b>contact</b> our Scientific Support team to discuss your requirements. Database link: <a href="#">Q96KN4</a>
ポジティブ・コントロール	IMR32 whole cell lysate; Human A431 cells.
特記事項	<p>The Life Science industry has been in the grips of a reproducibility crisis for a number of years. Abcam is leading the way in addressing this with our range of recombinant monoclonal antibodies and knockout edited cell lines for gold-standard validation. Please check that this product meets your needs before purchasing.</p> <p>If you have any questions, special requirements or concerns, please send us an inquiry and/or contact our Support team ahead of purchase. Recommended alternatives for this product can be found below, along with publications, customer reviews and Q&amp;As</p>

#### 製品の特性

製品の状態	Liquid
保存方法	Shipped at 4°C. Upon delivery aliquot. Store at -20°C or -80°C. Avoid freeze / thaw cycle.
バッファー	pH: 7.00 Preservative: 0.01% Thimerosal (merthiolate) Constituents: 1.21% Tris, 0.75% Glycine, 20% Glycerol (glycerin, glycerine)
精製度	Immunogen affinity purified
ポリ/モノ	ポリクローナル
アイソタイプ	IgG

## アプリケーション

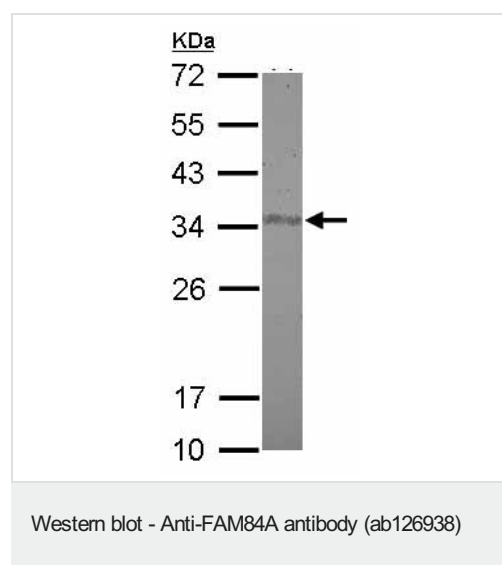
**The Abpromise guarantee** Abpromise保証は、 次のテスト済みアプリケーションにおけるab126938の使用に適用されます  
アプリケーションノートには、推奨の開始希釈率がありますが、適切な希釈率につきましてはご確認ください。

アプリケーション	Abreviews	特記事項
WB		1/500 - 1/3000. Predicted molecular weight: 33 kDa.
ICC/IF		1/100 - 1/500.

## ターゲット情報

**関連性** FAM84A (Family with sequence similarity 84 member A) was identified in a screen for genes up-regulated in colon cancer. It may play a role in cell migration and has a critical role in the progression of colon cancer.

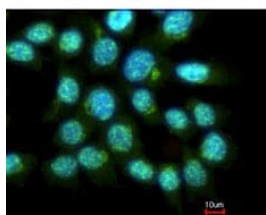
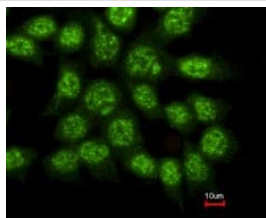
## 画像



Anti-FAM84A antibody (ab126938) at 1/1000 dilution + IMR32 whole cell lysate at 30 µg

**Predicted band size:** 33 kDa

12% SDS PAGE



ab126938, at 1/500 dilution, staining FAM84A in methanol-fixed A431 cells by Immunofluorescence. The lower image is co-stained with Hoechst 33342.

Immunocytochemistry/ Immunofluorescence - Anti-FAM84A antibody (ab126938)

**Please note:** All products are "FOR RESEARCH USE ONLY. NOT FOR USE IN DIAGNOSTIC PROCEDURES"

### Our Abpromise to you: Quality guaranteed and expert technical support

- Replacement or refund for products not performing as stated on the datasheet
- Valid for 12 months from date of delivery
- Response to your inquiry within 24 hours
- We provide support in Chinese, English, French, German, Japanese and Spanish
- Extensive multi-media technical resources to help you
- We investigate all quality concerns to ensure our products perform to the highest standards

If the product does not perform as described on this datasheet, we will offer a refund or replacement. For full details of the Abpromise, please visit <https://www.abcam.co.jp/abpromise> or contact our technical team.

### Terms and conditions

- Guarantee only valid for products bought direct from Abcam or one of our authorized distributors