


Anti-CYFIP2 antibody ab95969

★★★★★ 2 Abreviews 9 References 画像数 2

医薬用外劇物

製品の概要

製品名	Anti-CYFIP2 antibody
製品の詳細	Rabbit polyclonal to CYFIP2
由来種	Rabbit
アプリケーション	適用あり: WB, IHC-P
種交差性	交差種: Human 交差が予測される動物種: Mouse, Rat 
免疫原	Recombinant fragment, corresponding to a region within amino acids 346-610 of Human CYFIP2 (UniProt ID: Q96F07 isoform 2; NP_055191).
特記事項	<p>The Life Science industry has been in the grips of a reproducibility crisis for a number of years. Abcam is leading the way in addressing this with our range of recombinant monoclonal antibodies and knockout edited cell lines for gold-standard validation. Please check that this product meets your needs before purchasing.</p> <p>If you have any questions, special requirements or concerns, please send us an inquiry and/or contact our Support team ahead of purchase. Recommended alternatives for this product can be found below, along with publications, customer reviews and Q&As</p>

製品の特性

製品の状態	Liquid
保存方法	Shipped at 4°C. Upon delivery aliquot and store at -20°C. Avoid repeated freeze / thaw cycles.
バッファー	pH: 7.00 Preservative: 0.01% Thimerosal (merthiolate) Constituents: 79.99% PBS, 20% Glycerol (glycerin, glycerine)
精製度	Immunogen affinity purified
ポリ/モノ	ポリクローナル
アイソタイプ	IgG

アプリケーション

The Abpromise guarantee

Abpromise保証は、次のテスト済みアプリケーションにおけるab95969の使用に適用されます

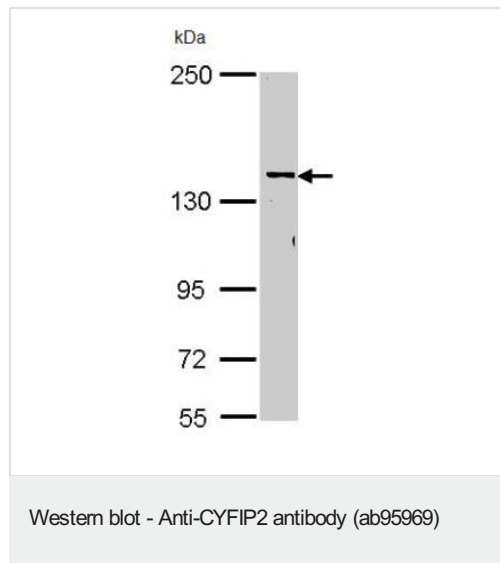
アプリケーションノートには、推奨の開始希釈率がありますが、適切な希釈率につきましてはご確認ください。

アプリケーション	Abreviews	特記事項
WB	★★★★★ (1)	1/500 - 1/3000. Predicted molecular weight: 146 kDa.
IHC-P		1/100 - 1/500.

ターゲット情報

関連性	CYFIP2 is involved in T cell adhesion and p53 dependent induction of apoptosis. It does not bind RNA but is up regulated significantly in CD4+ T lymphocytes from patients with multiple sclerosis. There are 2 isoforms produced by alternative splicing.
細胞内局在	Cytoplasm perinuclear region. Cell junction, synapse, synaptosome. Treatment with leptomycin-B triggers translocation to the nucleus.

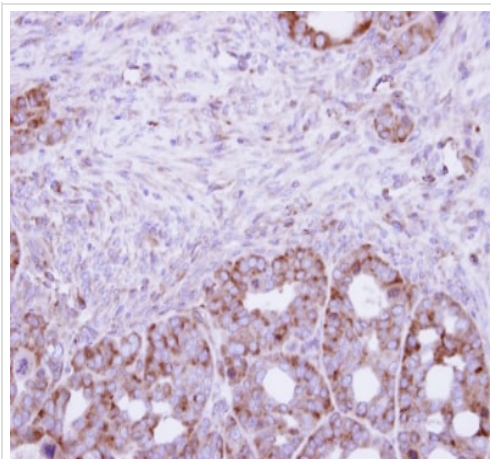
画像



Anti-CYFIP2 antibody (ab95969) at 1/1000 dilution + MOLT4 whole cell lysate at 30 µg

Predicted band size: 146 kDa

5% SDS PAGE



ab95969, at a 1/100 dilution, staining CYFIP2 in paraffin embedded NCIN87 xenograft by Immunohistochemistry.

Immunohistochemistry (Formalin/PFA-fixed paraffin-embedded sections) - Anti-CYFIP2 antibody (ab95969)

Please note: All products are "FOR RESEARCH USE ONLY. NOT FOR USE IN DIAGNOSTIC PROCEDURES"

Our Abpromise to you: Quality guaranteed and expert technical support

- Replacement or refund for products not performing as stated on the datasheet
- Valid for 12 months from date of delivery
- Response to your inquiry within 24 hours
- We provide support in Chinese, English, French, German, Japanese and Spanish
- Extensive multi-media technical resources to help you
- We investigate all quality concerns to ensure our products perform to the highest standards

If the product does not perform as described on this datasheet, we will offer a refund or replacement. For full details of the Abpromise, please visit <https://www.abcam.co.jp/abpromise> or contact our technical team.

Terms and conditions

- Guarantee only valid for products bought direct from Abcam or one of our authorized distributors