

# Anti-COX2 / Cyclooxygenase 2 antibody ab88522

★★★★★ [1 Abreviews](#) [1 References](#) [画像数 3](#)

### 製品の概要

製品名	Anti-COX2 / Cyclooxygenase 2 antibody
製品の詳細	Mouse polyclonal to COX2 / Cyclooxygenase 2
由来種	Mouse
アプリケーション	<b>適用あり:</b> WB, ICC/IF
種交差性	<b>交差種:</b> Human
免疫原	Recombinant full length protein within Human COX2/ Cyclooxygenase 2. The exact immunogen sequence used to generate this antibody is proprietary information. If additional detail on the immunogen is needed to determine the suitability of the antibody for your needs, please <b><a href="#">contact</a></b> our Scientific Support team to discuss your requirements.
ポジティブ・コントロール	Jurkat cell lysate and COX2/Cyclooxygenase 2 transfected 293T cell lysate, HeLa cells
特記事項	<p>The Life Science industry has been in the grips of a reproducibility crisis for a number of years. Abcam is leading the way in addressing this with our range of recombinant monoclonal antibodies and knockout edited cell lines for gold-standard validation. Please check that this product meets your needs before purchasing.</p> <p>If you have any questions, special requirements or concerns, please send us an inquiry and/or contact our Support team ahead of purchase. Recommended alternatives for this product can be found below, along with publications, customer reviews and Q&amp;As</p>

### 製品の特性

製品の状態	Liquid
保存方法	Shipped at 4°C. Upon delivery aliquot and store at -20°C or -80°C. Avoid repeated freeze / thaw cycles.
バッファー	pH: 7.40 Constituent: 100% PBS
精製度	Protein A purified
ポリ/モノ	ポリクローナル
アイソタイプ	IgG

### アプリケーション

## The Abpromise guarantee

**Abpromise保証は、**次のテスト済みアプリケーションにおけるab88522の使用に適用されます

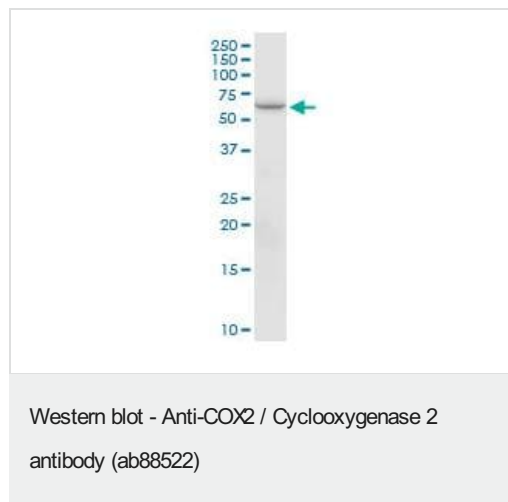
アプリケーションノートには、推奨の開始希釈率がありますが、適切な希釈率につきましてはご検討ください。

アプリケーション	Abreviews	特記事項
WB	★★★★★ (1)	Use a concentration of 1 µg/ml. Predicted molecular weight: 69 kDa.
ICC/IF		Use a concentration of 10 µg/ml.

## ターゲット情報

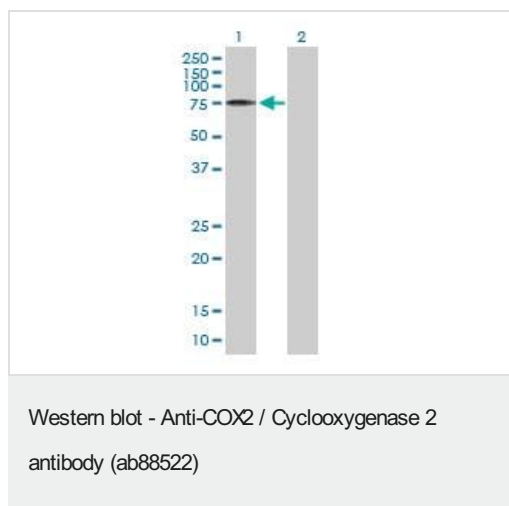
機能	Mediates the formation of prostaglandins from arachidonate. May have a role as a major mediator of inflammation and/or a role for prostanoid signaling in activity-dependent plasticity.
パスウェイ	Lipid metabolism; prostaglandin biosynthesis.
配列類似性	Belongs to the prostaglandin G/H synthase family. Contains 1 EGF-like domain.
翻訳後修飾	S-nitrosylation by NOS2 (iNOS) activates enzyme activity. S-nitrosylation may take place on different Cys residues in addition to Cys-561.
細胞内局在	Microsome membrane. Endoplasmic reticulum membrane.

## 画像



Anti-COX2 / Cyclooxygenase 2 antibody (ab88522) at 1 µg/ml + Jurkat cell lysate at 50 µg

**Predicted band size:** 69 kDa



**All lanes :** Anti-COX2 / Cyclooxygenase 2 antibody (ab88522) at 1 µg/ml

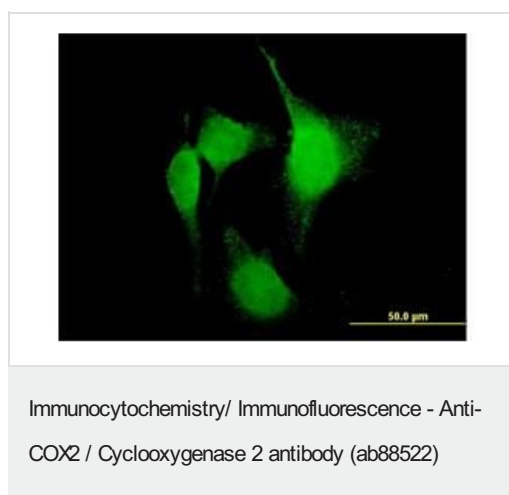
**Lane 1 :** COX2 / Cyclooxygenase 2 transfected 293T cell lysate

**Lane 2 :** Non transfected 293T cell lysate

Lysates/proteins at 25 µg per lane.

**Predicted band size:** 69 kDa

**Observed band size:** 66 kDa



ab88522 at 10 µg/ml staining COX2 / Cyclooxygenase 2 in paraformaldehyde fixed, permeabilised HeLa cells, by immunofluorescence.

**Please note:** All products are "FOR RESEARCH USE ONLY. NOT FOR USE IN DIAGNOSTIC PROCEDURES"

## Our Abpromise to you: Quality guaranteed and expert technical support

- Replacement or refund for products not performing as stated on the datasheet
- Valid for 12 months from date of delivery
- Response to your inquiry within 24 hours
- We provide support in Chinese, English, French, German, Japanese and Spanish
- Extensive multi-media technical resources to help you
- We investigate all quality concerns to ensure our products perform to the highest standards

If the product does not perform as described on this datasheet, we will offer a refund or replacement. For full details of the Abpromise, please visit <https://www.abcam.co.jp/abpromise> or contact our technical team.

## Terms and conditions

- Guarantee only valid for products bought direct from Abcam or one of our authorized distributors