

# Anti-COX2 / Cyclooxygenase 2 antibody ab52237

★★★★★ 6 Abreviews 90 References 画像数 4

### 製品の概要

製品名	Anti-COX2 / Cyclooxygenase 2 antibody
製品の詳細	Rabbit polyclonal to COX2 / Cyclooxygenase 2
由来種	Rabbit
アプリケーション	適用あり: WB, ICC/IF
種交差性	交差種: Human
免疫原	Synthetic peptide corresponding to Human COX2/ Cyclooxygenase 2.
ポジティブ・コントロール	WB: Human primary myometrial cells whole cell lysate, A549 cells. ICC/IF: A549 cells.
特記事項	<p>The Life Science industry has been in the grips of a reproducibility crisis for a number of years. Abcam is leading the way in addressing this with our range of recombinant monoclonal antibodies and knockout edited cell lines for gold-standard validation. Please check that this product meets your needs before purchasing.</p> <p>If you have any questions, special requirements or concerns, please send us an inquiry and/or contact our Support team ahead of purchase. Recommended alternatives for this product can be found below, along with publications, customer reviews and Q&amp;As</p>

### 製品の特性

製品の状態	Liquid
保存方法	Shipped at 4°C. Store at -20°C. Stable for 12 months at -20°C.
バッファー	<p>pH: 7</p> <p>Preservative: 0.02% Sodium azide</p> <p>Constituents: PBS, 50% Glycerol, 0.87% Sodium chloride</p>
精製度	Immunogen affinity purified
ポリ/モノ	ポリクローナル
アイソタイプ	IgG

### アプリケーション

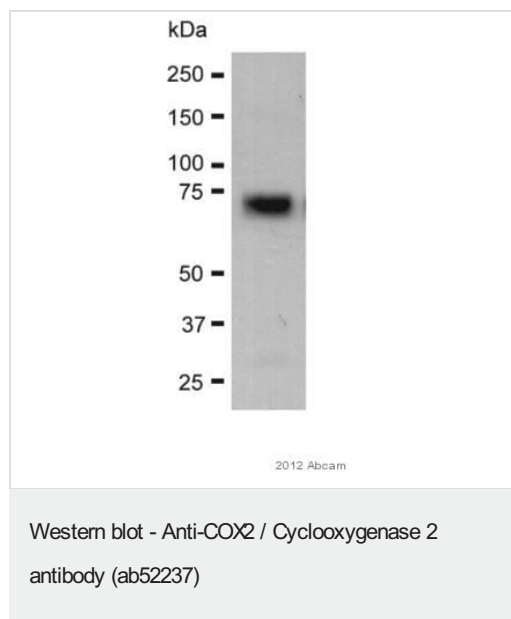
**The Abpromise guarantee**      **Abpromise保証は、**次のテスト済みアプリケーションにおけるab52237の使用に適用されます  
アプリケーションノートには、推奨の開始希釈率がありますが、適切な希釈率につきましてはご検討ください。

アプリケーション	Abreviews	特記事項
WB	★★★★★ (6)	1/500 - 1/1000. Detects a band of approximately 69 kDa (predicted molecular weight: 69 kDa).
ICC/IF		1/100 - 1/500.

## ターゲット情報

機能	Mediates the formation of prostaglandins from arachidonate. May have a role as a major mediator of inflammation and/or a role for prostanoid signaling in activity-dependent plasticity.
パスウェイ	Lipid metabolism; prostaglandin biosynthesis.
配列類似性	Belongs to the prostaglandin G/H synthase family. Contains 1 EGF-like domain.
翻訳後修飾	S-nitrosylation by NOS2 (iNOS) activates enzyme activity. S-nitrosylation may take place on different Cys residues in addition to Cys-561.
細胞内局在	Microsome membrane. Endoplasmic reticulum membrane.

## 画像



Anti-COX2 / Cyclooxygenase 2 antibody (ab52237) at 1/1000 dilution + Human primary myometrial cells whole cell lysate at 20 µg

### Secondary

Anti-rabbit IgG, HRP-linked at 1/4000 dilution

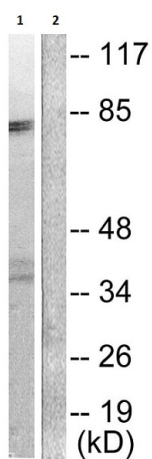
Developed using the ECL technique.

Performed under reducing conditions.

**Predicted band size:** 69 kDa

**Observed band size:** 70 kDa

**Exposure time:** 1 minute



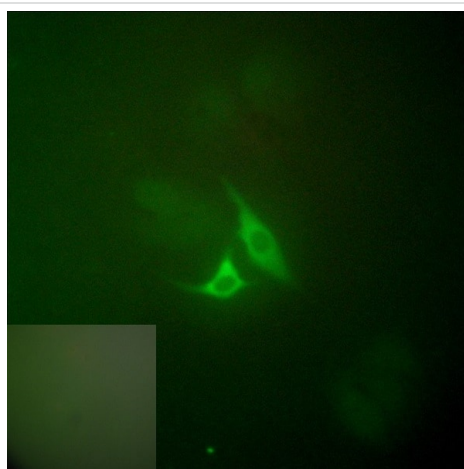
Western blot - Anti-COX2 / Cyclooxygenase 2 antibody (ab52237)

**All lanes** : Anti-COX2 / Cyclooxygenase 2 antibody (ab52237) at 1/500 dilution

**Lane 1** : A549 (Human lung adenocarcinoma epithelial)

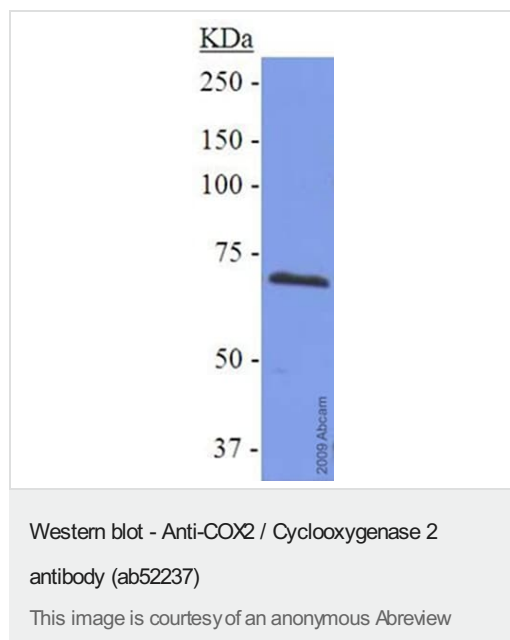
**Lane 2** : A549 (Human lung adenocarcinoma epithelial) with Synthesized Peptide

**Predicted band size:** 69 kDa



Immunocytochemistry/ Immunofluorescence - Anti-COX2 / Cyclooxygenase 2 antibody (ab52237)

Immunocytochemistry/immunofluorescence analysis of A549 (Human lung adenocarcinoma epithelial) cells labelling COX2 / Cyclooxygenase 2 with ab52237 at dilution of 1/100. No staining was observed when blocked with synthesized peptide as shown in the inset.



Anti-COX2 / Cyclooxygenase 2 antibody (ab52237) (Human mesothelioma whole cell lysate.)

**Secondary**

Goat anti-rabbit HRP

**Predicted band size:** 69 kDa

Please see accompanying abreview for additional information

**Please note:** All products are "FOR RESEARCH USE ONLY. NOT FOR USE IN DIAGNOSTIC PROCEDURES"

### Our Abpromise to you: Quality guaranteed and expert technical support

---

- Replacement or refund for products not performing as stated on the datasheet
- Valid for 12 months from date of delivery
- Response to your inquiry within 24 hours
- We provide support in Chinese, English, French, German, Japanese and Spanish
- Extensive multi-media technical resources to help you
- We investigate all quality concerns to ensure our products perform to the highest standards

If the product does not perform as described on this datasheet, we will offer a refund or replacement. For full details of the Abpromise, please visit <https://www.abcam.co.jp/abpromise> or contact our technical team.

### Terms and conditions

---

- Guarantee only valid for products bought direct from Abcam or one of our authorized distributors