


Anti-COX2 / Cyclooxygenase 2 antibody ab23672

★★★★★ [8 Abreviews](#) [20 References](#) [画像数 2](#)

製品の概要

製品名	Anti-COX2 / Cyclooxygenase 2 antibody
製品の詳細	Goat polyclonal to COX2 / Cyclooxygenase 2
由来種	Goat
特異性	ab23672 recognises COX2. It does not cross react with COX1.
アプリケーション	適用あり: WB, IHC-P
種交差性	交差種: Sheep, Human 交差が予測される動物種: Horse, Cow, Dog, Pig, Mink 
免疫原	Synthetic peptide. This information is considered to be commercially sensitive. (Peptide available as ab49841)
特記事項	<p>The Life Science industry has been in the grips of a reproducibility crisis for a number of years. Abcam is leading the way in addressing this with our range of recombinant monoclonal antibodies and knockout edited cell lines for gold-standard validation. Please check that this product meets your needs before purchasing.</p> <p>If you have any questions, special requirements or concerns, please send us an inquiry and/or contact our Support team ahead of purchase. Recommended alternatives for this product can be found below, along with publications, customer reviews and Q&As</p>

製品の特性

製品の状態	Liquid
保存方法	Shipped at 4°C. Upon delivery aliquot and store at -20°C. Avoid freeze / thaw cycles.
バッファー	pH: 7.20 Preservative: 0.02% Sodium azide Constituents: 50% Glycerol, PBS
精製度	Protein G purified
特記事項 (精製)	ab23672 was purified by affinity chromatography.
ポリ/モノ	ポリクローナル
アイソタイプ	IgG

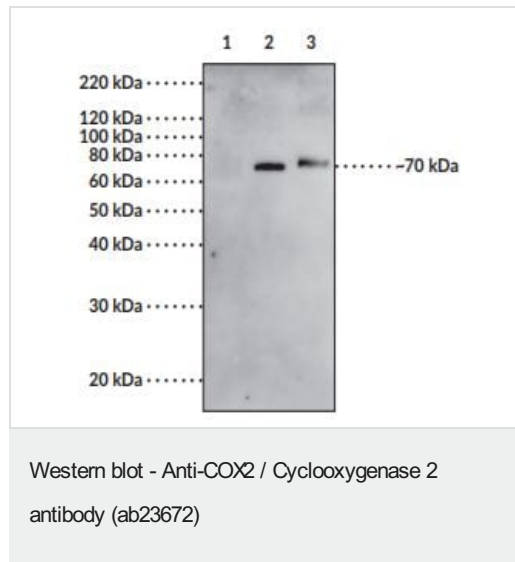
The Abpromise guarantee **Abpromise保証は、** 次のテスト済みアプリケーションにおけるab23672の使用に適用されます
 アプリケーションノートには、推奨の開始希釈率がありますが、適切な希釈率につきましてはご検討ください。

アプリケーション	Abreviews	特記事項
WB	★★★★★ (3)	Use a concentration of 2 µg/ml. Predicted molecular weight: 69 kDa.
IHC-P	★★★☆☆ (1)	Use a concentration of 1 - 2 µg/ml. Perform heat mediated antigen retrieval with citrate buffer pH 6 before commencing with IHC staining protocol.

ターゲット情報

機能	Mediates the formation of prostaglandins from arachidonate. May have a role as a major mediator of inflammation and/or a role for prostanoid signaling in activity-dependent plasticity.
パスウェイ	Lipid metabolism; prostaglandin biosynthesis.
配列類似性	Belongs to the prostaglandin G/H synthase family. Contains 1 EGF-like domain.
翻訳後修飾	S-nitrosylation by NOS2 (iNOS) activates enzme activity. S-nitrosylation may take place on different Cys residues in addition to Cys-561.
細胞内局在	Microsome membrane. Endoplasmic reticulum membrane.

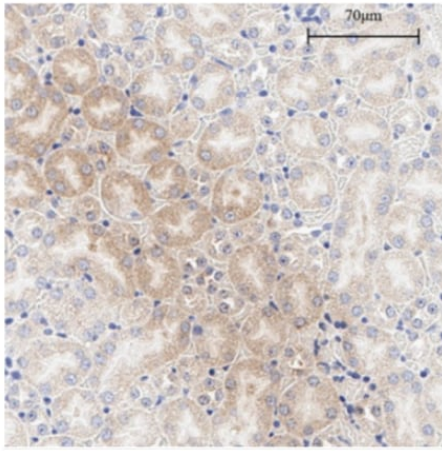
画像



All lanes : Anti-COX2 / Cyclooxygenase 2 antibody (ab23672) at 1/500 dilution

- Lane 1 :** Human COX-1
- Lane 2 :** Recombinant ovine COX-2 protein
- Lane 3 :** Recombinant human COX-2 protein

Predicted band size: 69 kDa



Immunohistochemistry (Formalin/PFA-fixed paraffin-embedded sections) - Anti-COX2 / Cyclooxygenase 2 antibody (ab23672)

Immunohistochemistry analysis of formalin fixed, paraffin-embedded human kidney sections labeling COX2 / Cyclooxygenase 2 with ab23672 at 1/80 dilution. Slides were incubated with biotinylated secondary antibody, followed by alkaline phosphatase streptavidin and chromogen (DAB). Antigen retrieval was heat mediated using citrate buffer pH 6.0.

Please note: All products are "FOR RESEARCH USE ONLY. NOT FOR USE IN DIAGNOSTIC PROCEDURES"

Our Abpromise to you: Quality guaranteed and expert technical support

- Replacement or refund for products not performing as stated on the datasheet
- Valid for 12 months from date of delivery
- Response to your inquiry within 24 hours
- We provide support in Chinese, English, French, German, Japanese and Spanish
- Extensive multi-media technical resources to help you
- We investigate all quality concerns to ensure our products perform to the highest standards

If the product does not perform as described on this datasheet, we will offer a refund or replacement. For full details of the Abpromise, please visit <https://www.abcam.co.jp/abpromise> or contact our technical team.

Terms and conditions

- Guarantee only valid for products bought direct from Abcam or one of our authorized distributors