




# Anti-Collagen VII antibody ab223639

**2 References** [画像数 1](#)

### 製品の概要

製品名	Anti-Collagen VII antibody
製品の詳細	Goat polyclonal to Collagen VII
由来種	Goat
アプリケーション	<b>適用あり:</b> WB
種交差性	<b>交差種:</b> Rat <b>交差が予測される動物種:</b> Mouse, Dog, Human, Pig 
免疫原	Synthetic peptide corresponding to Human Collagen VII aa 50-150 (internal sequence) (Cysteine residue). (NP_000085.1). Database link: <a href="#">Q02388</a> <div>  <a href="#">Run BLAST with</a>  <a href="#">Run BLAST with</a> </div>
ポジティブ・コントロール	WB: Rat testis lysate.
特記事項	<p>The Life Science industry has been in the grips of a reproducibility crisis for a number of years. Abcam is leading the way in addressing this with our range of recombinant monoclonal antibodies and knockout edited cell lines for gold-standard validation. Please check that this product meets your needs before purchasing.</p> <p>If you have any questions, special requirements or concerns, please send us an inquiry and/or contact our Support team ahead of purchase. Recommended alternatives for this product can be found below, along with publications, customer reviews and Q&amp;As</p>

### 製品の特性

製品の状態	Liquid
保存方法	Shipped at 4°C. Store at +4°C short term (1-2 weeks). Upon delivery aliquot. Store at -20°C long term. Avoid freeze / thaw cycle.
バッファー	pH: 7.30 Preservative: 0.02% Sodium azide Constituents: 0.5% BSA, Tris buffered saline
精製度	Immunogen affinity purified
特記事項 (精製)	ab223639 was purified from goat serum by ammonium sulphate precipitation followed by antigen affinity chromatography using the immunizing peptide.
ポリ/モノ	ポリクローナル

## アプリケーション

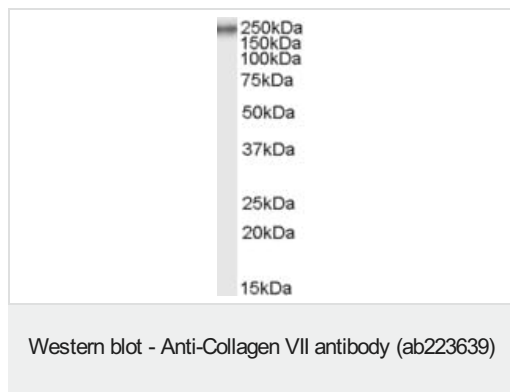
**The Abpromise guarantee** **Abpromise保証は、次のテスト済みアプリケーションにおけるab223639の使用に適用されます**  
 アプリケーションノートには、推奨の開始希釈率がありますが、適切な希釈率につきましてはご検討ください。

アプリケーション	Abreviews	特記事項
WB		Use a concentration of 0.1 - 1.5 µg/ml. Detects a band of approximately 250 kDa (predicted molecular weight: 295 kDa). A 1 hour primary incubation is recommended for this product.

## ターゲット情報

機能	Stratified squamous epithelial basement membrane protein that forms anchoring fibrils which may contribute to epithelial basement membrane organization and adherence by interacting with extracellular matrix (ECM) proteins such as type IV collagen.
関連疾患	Epidermolysis bullosa acquisita (EBA) is an autoimmune acquired blistering skin disease resulting from autoantibodies to type VII collagen. Epidermolysis bullosa dystrophica, autosomal dominant Epidermolysis bullosa dystrophica, autosomal recessive Epidermolysis bullosa dystrophica, Pasini type Epidermolysis bullosa dystrophica, Hallopeau-Siemens type Transient bullous dermolysis of the newborn Epidermolysis bullosa dystrophica, pretibial type Epidermolysis bullosa dystrophica, Bart type Epidermolysis bullosa pruriginosa Nail disorder, non-syndromic congenital, 8 Epidermolysis bullosa dystrophica, with subcorneal cleavage
配列類似性	Contains 1 BPTI/Kunitz inhibitor domain. Contains 9 fibronectin type-III domains. Contains 2 VWFA domains.
翻訳後修飾	Prolines at the third position of the tripeptide repeating unit (G-X-Y) are hydroxylated in some or all of the chains.
細胞内局在	Secreted > extracellular space > extracellular matrix > basement membrane.

## 画像



Anti-Collagen VII antibody (ab223639) at 0.5 µg/ml + Rat testis lysate (in RIPA buffer) at 35 µg

Developed using the ECL technique.

**Predicted band size:** 295 kDa

**Observed band size:** 250 kDa

Primary incubation was 1 hour.

**Please note:** All products are "FOR RESEARCH USE ONLY. NOT FOR USE IN DIAGNOSTIC PROCEDURES"

### Our Abpromise to you: Quality guaranteed and expert technical support

---

- Replacement or refund for products not performing as stated on the datasheet
- Valid for 12 months from date of delivery
- Response to your inquiry within 24 hours
- We provide support in Chinese, English, French, German, Japanese and Spanish
- Extensive multi-media technical resources to help you
- We investigate all quality concerns to ensure our products perform to the highest standards

If the product does not perform as described on this datasheet, we will offer a refund or replacement. For full details of the Abpromise, please visit <https://www.abcam.co.jp/abpromise> or contact our technical team.

### Terms and conditions

---

- Guarantee only valid for products bought direct from Abcam or one of our authorized distributors