

Anti-Cofilin 2 antibody ab96678

5 References [画像数 3](#)

医薬用外劇物

製品の概要

製品名	Anti-Cofilin 2 antibody
製品の詳細	Rabbit polyclonal to Cofilin 2
由来種	Rabbit
アプリケーション	適用あり: WB, IHC-P, ICC/IF
種交差性	交差種: Human
免疫原	Synthetic peptide corresponding to a region within amino acids 92 and 152 of Cofilin 2.
ポジティブ・コントロール	WB: 293T, A431, HeLaS3, HepG2, MOLT4 or Raji cell lysate; ICC/IF: HeLa cells; IHC-P: gastric carcinoma tissue.
特記事項	<p>The Life Science industry has been in the grips of a reproducibility crisis for a number of years. Abcam is leading the way in addressing this with our range of recombinant monoclonal antibodies and knockout edited cell lines for gold-standard validation. Please check that this product meets your needs before purchasing.</p> <p>If you have any questions, special requirements or concerns, please send us an inquiry and/or contact our Support team ahead of purchase. Recommended alternatives for this product can be found below, along with publications, customer reviews and Q&As</p>

製品の特性

製品の状態	Liquid
保存方法	Shipped at 4°C. Upon delivery aliquot and store at -20°C. Avoid repeated freeze / thaw cycles.
バッファー	pH: 7.00 Preservative: 0.01% Thimerosal (merthiolate) Constituents: 79.99% PBS, 20% Glycerol (glycerin, glycerine)
精製度	Immunogen affinity purified
ポリ/モノ	ポリクローナル
アイソタイプ	IgG

アプリケーション

The Abpromise guarantee

Abpromise保証は、次のテスト済みアプリケーションにおけるab96678の使用に適用されます

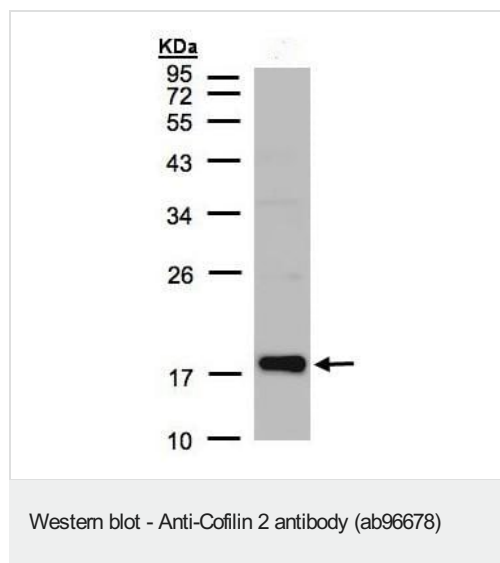
アプリケーションノートには、推奨の開始希釈率がありますが、適切な希釈率につきましてはご確認ください。

アプリケーション	Abreviews	特記事項
WB		1/500 - 1/3000. Predicted molecular weight: 18 kDa.
IHC-P		1/100 - 1/250.
ICC/IF		1/100 - 1/200.

ターゲット情報

機能	Controls reversibly actin polymerization and depolymerization in a pH-sensitive manner. It has the ability to bind G- and F-actin in a 1:1 ratio of cofilin to actin. It is the major component of intranuclear and cytoplasmic actin rods.
組織特異性	Isoform CFL2b is expressed predominantly in skeletal muscle and heart. Isoform CFL2a is expressed in various tissues.
関連疾患	Defects in CFL2 are the cause of nemaline myopathy type 7 (NEM7) [MIM:610687]. A form of nemaline myopathy. Nemaline myopathies are muscular disorders characterized by muscle weakness of varying severity and onset, and abnormal thread-or rod-like structures in muscle fibers on histologic examination. Nemaline myopathy type 7 presents at birth with hypotonia and generalized weakness. Major motor milestones are delayed, but independent ambulation is achieved.
配列類似性	Belongs to the actin-binding proteins ADF family. Contains 1 ADF-H domain.
翻訳後修飾	The phosphorylation of Ser-24 may prevent recognition of the nuclear localization signal.
細胞内局在	Nucleus matrix. Cytoplasm > cytoskeleton.

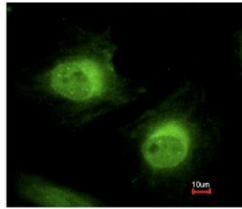
画像



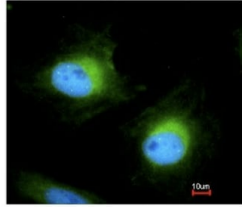
Anti-Cofilin 2 antibody (ab96678) at 1/1000 dilution + Raji whole cell lysate at 30 µg

Predicted band size: 18 kDa

12% SDS Page

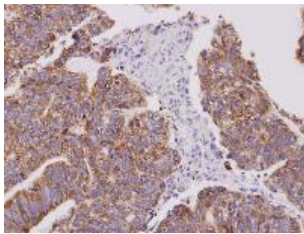


Merged with DNA probe



Immunocytochemistry/ Immunofluorescence - Anti-Cofilin 2 antibody (ab96678)

Immunofluorescence analysis of paraformaldehyde-fixed HeLa cells, using ab96678 at 1/200 dilution.



Immunohistochemistry (Formalin/PFA-fixed paraffin-embedded sections) - Anti-Cofilin 2 antibody (ab96678)

Immunohistochemistry analysis of paraffin-embedded gastric carcinoma, using ab96678 at 1/100 dilution.

Please note: All products are "FOR RESEARCH USE ONLY. NOT FOR USE IN DIAGNOSTIC PROCEDURES"

Our Abpromise to you: Quality guaranteed and expert technical support

- Replacement or refund for products not performing as stated on the datasheet
- Valid for 12 months from date of delivery
- Response to your inquiry within 24 hours
- We provide support in Chinese, English, French, German, Japanese and Spanish
- Extensive multi-media technical resources to help you
- We investigate all quality concerns to ensure our products perform to the highest standards

If the product does not perform as described on this datasheet, we will offer a refund or replacement. For full details of the Abpromise, please visit <https://www.abcam.co.jp/abpromise> or contact our technical team.

Terms and conditions

- Guarantee only valid for products bought direct from Abcam or one of our authorized distributors