

# Anti-CD43 antibody [SPN/1766R] ab218523

リコンビナント

画像数 5

### 製品の概要

製品名	Anti-CD43 antibody [SPN/1766R]
製品の詳細	Rabbit monoclonal [SPN/1766R] to CD43
由来種	Rabbit
アプリケーション	<b>適用あり:</b> WB, ICC, Flow Cyt, IHC-P
種交差性	<b>交差種:</b> Human
免疫原	Recombinant full length protein corresponding to Human CD43 aa 1-400. Database link: <b><u>P16150</u></b>
ポジティブ・コントロール	IHC-P: Human tonsil tissue; WB: K562 cell lysate; ICC and Flow Cyt: K562 cells.

### 製品の特性

製品の状態	Liquid
保存方法	Shipped at 4°C. Store at +4°C short term (1-2 weeks). Upon delivery aliquot. Store at -20°C long term. Avoid freeze / thaw cycle.
バッファー	pH: 7.2 Preservative: 0.05% Sodium azide Constituents: 0.05% BSA, 99% PBS
精製度	Protein A/G purified
ポリ/モノ	モノクローナル
クローン名	SPN/1766R
アイソタイプ	IgG
軽鎖の種類	kappa

### アプリケーション

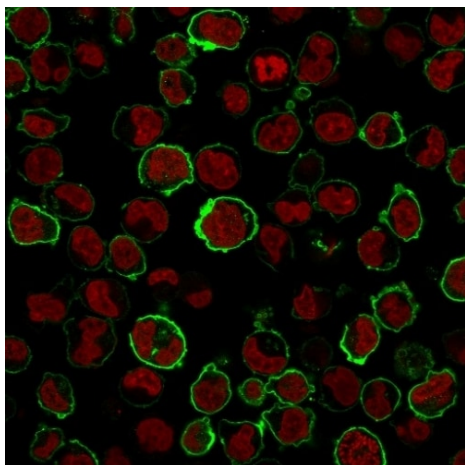
**The Abpromise guarantee**      **Abpromise保証は、** 次のテスト済みアプリケーションにおけるab218523の使用に適用されます  
アプリケーションノートには、推奨の開始希釈率がありますが、適切な希釈率につきましてはご検討ください。

アプリケーション	Abreviews	特記事項
WB		Use a concentration of 1 - 2 µg/ml. Predicted molecular weight: 40 kDa.
ICC		Use a concentration of 1 - 2 µg/ml.
Flow Cyt		Use a concentration of 1 - 2 µg/ml.
IHC-P		Use a concentration of 1 - 2 µg/ml. Perform heat mediated antigen retrieval with Tris/EDTA buffer pH 9.0 before commencing with IHC staining protocol.

## ターゲット情報

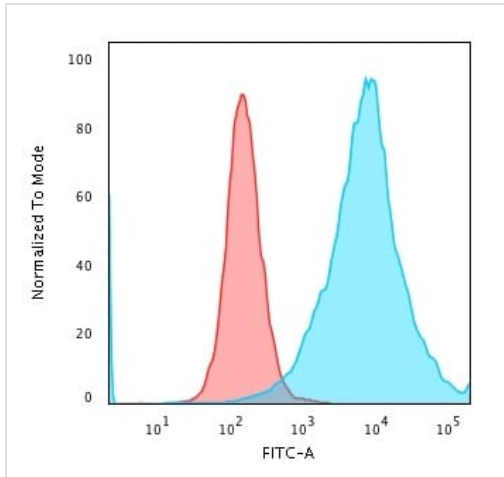
機能	One of the major glycoproteins of thymocytes and T lymphocytes. Plays a role in the physicochemical properties of the T-cell surface and in lectin binding. Presents carbohydrate ligands to selectins. Has an extended rodlike structure that could protrude above the glycocalyx of the cell and allow multiple glycan chains to be accessible for binding. Is a counter receptor for SN/Siglec-1 (By similarity). During T-cell activation is actively removed from the T-cell-APC (antigen-presenting cell) contact site thus suggesting a negative regulatory role in adaptive immune response.
組織特異性	Cell surface of thymocytes, T-lymphocytes, neutrophils, plasma cells and myelomas.
翻訳後修飾	Glycosylated; has a high content of sialic acid and O-linked carbohydrate structures.
細胞内局在	Membrane.

## 画像




Immunocytochemistry analysis of K562 (human chronic myelogenous leukemia cell line from bone marrow) cells labeling CD43 with ab218523 at 2 µg/mL followed by Goat anti-Rabbit- IgG-CF488 (green). The nuclear counterstain is NucSpot (red).

Immunocytochemistry - Anti-CD43 antibody  
[SPN1766R] (ab218523)



Flow Cytometry analysis of PFA-fixed K562 (human chronic myelogenous leukemia cell line from bone marrow) cells labeling CD43 with ab218523 at  $2 \mu\text{g}/10^6$  cells followed by Goat anti-Rabbit- IgG-CF488 (Blue); Isotype Control (Red).

Flow Cytometry - Anti-CD43 antibody [SPN/1766R] (ab218523)

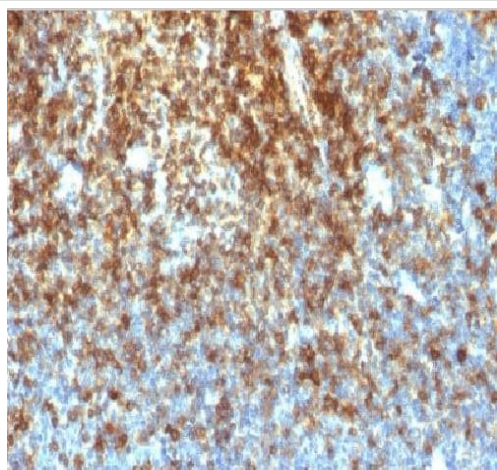


Anti-CD43 antibody [SPN/1766R] (ab218523) at  $2 \mu\text{g}/\text{ml}$  + K562 (human chronic myelogenous leukemia cell line from bone marrow) whole cell lysate

**Predicted band size:** 40 kDa

CD43 protein has multiple sites of glycosylation which increases the apparent molecular weight in Western blot.

Western blot - Anti-CD43 antibody [SPN/1766R] (ab218523)



Immunohistochemical analysis of formalin-fixed and paraffin-embedded Human tonsil tissue labeling CD43 with ab218523 at 1 µg/ml.

Immunohistochemistry (Formalin/PFA-fixed paraffin-embedded sections) - Anti-CD43 antibody  
[SPN/1766R] (ab218523)

Why choose a recombinant antibody?



**Research with confidence**  
Consistent and reproducible results



**Long-term and scalable supply**  
Recombinant technology



**Success from the first experiment**  
Confirmed specificity



**Ethical standards compliant**  
Animal-free production

Anti-CD43 antibody [SPN/1766R] (ab218523)

**Please note:** All products are "FOR RESEARCH USE ONLY. NOT FOR USE IN DIAGNOSTIC PROCEDURES"

### Our Abpromise to you: Quality guaranteed and expert technical support

- Replacement or refund for products not performing as stated on the datasheet
- Valid for 12 months from date of delivery
- Response to your inquiry within 24 hours
- We provide support in Chinese, English, French, German, Japanese and Spanish
- Extensive multi-media technical resources to help you
- We investigate all quality concerns to ensure our products perform to the highest standards

If the product does not perform as described on this datasheet, we will offer a refund or replacement. For full details of the Abpromise, please visit <https://www.abcam.co.jp/abpromise> or contact our technical team.

## Terms and conditions

---

- Guarantee only valid for products bought direct from Abcam or one of our authorized distributors