

Anti-CD34 antibody [My10] ab245689

2 References 画像数 3

製品名	Anti-CD34 antibody [My10]
製品の詳細	Rabbit monoclonal [My10] to CD34
由来種	Rabbit
アプリケーション	<b>適用あり:</b> WB, Flow Cyt, IHC-P
種交差性	<b>交差種:</b> Human
免疫原	Tissue, cells or virus corresponding to CD34. KG-1a Human myeloblastic leukemic cell line (immature human myeloid cell line) from a patient with non-lymphocytic leukemia.
ポジティブ・コントロール	IHC-P: Human placenta tissue. WB: Jurkat cell lysate. Flow Cyt: Human leukocytes.
特記事項	<p>The Life Science industry has been in the grips of a reproducibility crisis for a number of years. Abcam is leading the way in addressing this with our range of recombinant monoclonal antibodies and knockout edited cell lines for gold-standard validation. Please check that this product meets your needs before purchasing.</p> <p>If you have any questions, special requirements or concerns, please send us an inquiry and/or contact our Support team ahead of purchase. Recommended alternatives for this product can be found below, along with publications, customer reviews and Q&amp;As</p>

製品の状態	Liquid
保存方法	Shipped at 4°C. Store at +4°C short term (1-2 weeks). Upon delivery aliquot. Store at -20°C long term. Avoid freeze / thaw cycle.
バッファー	Preservative: 0.02% Proclin 300 Constituent: 99% PBS
精製度	Protein A purified
ポリ/モノ	モノクローナル
クローン名	My10
アイソタイプ	IgG
軽鎖の種類	kappa

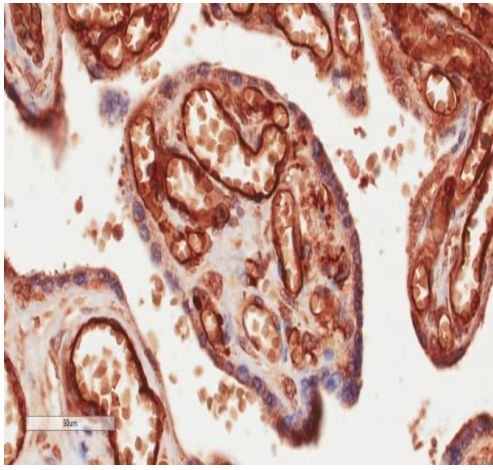
**The Abpromise guarantee**      **Abpromise保証は、** 次のテスト済みアプリケーションにおけるab245689の使用に適用されます  
 アプリケーションノートには、推奨の開始希釈率がありますが、適切な希釈率につきましてはご検討ください。

アプリケーション	Abreviews	特記事項
WB		Use a concentration of 0.1 µg/ml.
Flow Cyt		Use a concentration of 1 µg/ml.
IHC-P		Use a concentration of 2 - 4 µg/ml. Perform heat mediated antigen retrieval with citrate buffer pH 6 before commencing with IHC staining protocol. Microwave.

ターゲット情報

機能	Possible adhesion molecule with a role in early hematopoiesis by mediating the attachment of stem cells to the bone marrow extracellular matrix or directly to stromal cells. Could act as a scaffold for the attachment of lineage specific glycans, allowing stem cells to bind to lectins expressed by stromal cells or other marrow components. Presents carbohydrate ligands to selectins.
組織特異性	Selectively expressed on hematopoietic progenitor cells and the small vessel endothelium of a variety of tissues.
配列類似性	Belongs to the CD34 family.
発生段階	On early hematopoietic progenitor cells.
翻訳後修飾	Highly glycosylated. Phosphorylated on serine residues by PKC.
細胞内局在	Membrane.

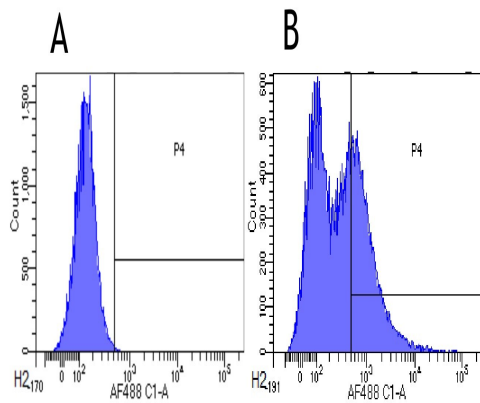
画像



Immunohistochemistry (Formalin/PFA-fixed paraffin-embedded sections) - Anti-CD34 antibody [My10] (ab245689)

Paraffin embedded human placenta tissue stained for CD34 with ab245689 at 4  $\mu\text{g/ml}$  for 30 mins in immunohistochemical analysis.

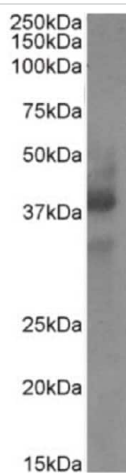
Samples were then incubated with an anti-rabbit IgG HRP secondary antibody for 20 mins followed by DAB (3,3'-diaminobenzidine), and counterstaining with hematoxylin.



Flow Cytometry - Anti-CD34 antibody [My10] (ab245689)

Human leukocytes were stained with an isotype control (Panel A) or ab245689 (Panel B) at a concentration of 1  $\mu\text{g/ml}$  for 30 mins at RT.

After washing, bound antibody was detected using an AF488 conjugated donkey anti-rabbit antibody ([ab150073](#)).



Western blot - Anti-CD34 antibody [My10] (ab245689)

Anti-CD34 antibody [My10] (ab245689) at 0.1  $\mu\text{g/ml}$  (incubated for 1 hr) + Jurkat (Human T cell leukemia cell line from peripheral blood) cell lysate in RIPA buffer at 35  $\mu\text{g}$

10% SDS PAGE gel.

Detected by chemiluminescence.

**Please note:** All products are "FOR RESEARCH USE ONLY. NOT FOR USE IN DIAGNOSTIC PROCEDURES"

### **Our Abpromise to you: Quality guaranteed and expert technical support**

---

- Replacement or refund for products not performing as stated on the datasheet
- Valid for 12 months from date of delivery
- Response to your inquiry within 24 hours
- We provide support in Chinese, English, French, German, Japanese and Spanish
- Extensive multi-media technical resources to help you
- We investigate all quality concerns to ensure our products perform to the highest standards

If the product does not perform as described on this datasheet, we will offer a refund or replacement. For full details of the Abpromise, please visit <https://www.abcam.co.jp/abpromise> or contact our technical team.

### **Terms and conditions**

---

- Guarantee only valid for products bought direct from Abcam or one of our authorized distributors