

Anti-CD18 (phospho S745) antibody [EP1288Y] ab52920

リコンビナント **RabMAb**

2 References [画像数 6](#)

製品の概要

製品名	Anti-CD18 (phospho S745) antibody [EP1288Y]
製品の詳細	Rabbit monoclonal [EP1288Y] to CD18 (phospho S745)
由来種	Rabbit
アプリケーション	適用あり: WB, IP 適用なし: Flow Cyt, ICC/IF or IHC-P
種交差性	交差種: Mouse, Rat, Human
免疫原	Synthetic peptide within Human CD18 (phospho S745). The exact sequence is proprietary.
ポジティブ・コントロール	WB: Jurkat, NIH/3T3 and PC-12 cell lysate This antibody gave a positive result when used in the following formaldehyde fixed cell lines: Raw 246.7
特記事項	This product is a recombinant monoclonal antibody, which offers several advantages including: <ul style="list-style-type: none"> - High batch-to-batch consistency and reproducibility - Improved sensitivity and specificity - Long-term security of supply - Animal-free production For more information see here . Our RabMAb [®] technology is a patented hybridoma-based technology for making rabbit monoclonal antibodies. For details on our patents, please refer to RabMAb[®] patents .

製品の特性

製品の状態	Liquid
保存方法	Shipped at 4°C. Store at +4°C short term (1-2 weeks). Upon delivery aliquot. Store at -20°C long term. Avoid freeze / thaw cycle.
バッファー	pH: 7.20 Preservative: 0.01% Sodium azide Constituents: 59% PBS, 40% Glycerol (glycerin, glycerine), 0.5% BSA
精製度	Protein A purified
ポリ/モノ	モノクローナル
クローン名	EP1288Y

アプリケーション

The Abpromise guarantee Abpromise保証は、 次のテスト済みアプリケーションにおけるab52920の使用に適用されます
アプリケーションノートには、推奨の開始希釈率がありますが、適切な希釈率につきましてはご検討ください。

アプリケーション	Abreviews	特記事項
WB		1/500 - 1/1000. Detects a band of approximately 85 kDa (predicted molecular weight: 85 kDa).
IP		1/50 - 1/100.

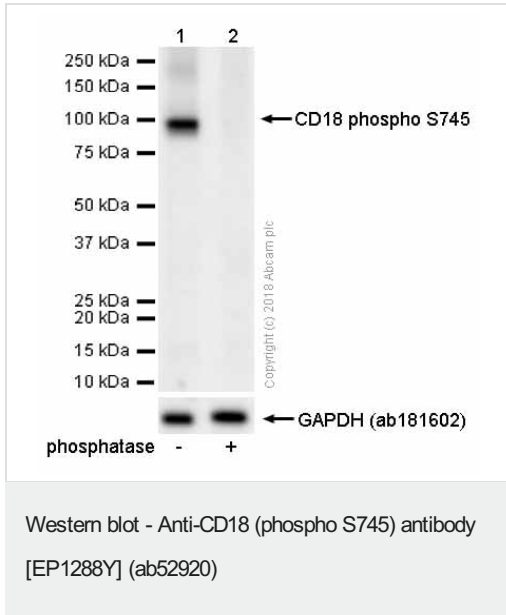
追加情報

Is unsuitable for Flow Cyt, ICC/IF or IHC-P.

ターゲット情報

機能	Integrin alpha-L/beta-2 is a receptor for ICAM1, ICAM2, ICAM3 and ICAM4. Integrins alpha-M/beta-2 and alpha-X/beta-2 are receptors for the iC3b fragment of the third complement component and for fibrinogen. Integrin alpha-X/beta-2 recognizes the sequence G-P-R in fibrinogen alpha-chain. Integrin alpha-M/beta-2 recognizes P1 and P2 peptides of fibrinogen gamma chain. Integrin alpha-M/beta-2 is also a receptor for factor X. Integrin alpha-D/beta-2 is a receptor for ICAM3 and VCAM1.
関連疾患	Defects in ITGB2 are the cause of leukocyte adhesion deficiency type 1 (LAD1) [MIM:116920]. LAD1 patients have recurrent bacterial infections and their leukocytes are deficient in a wide range of adhesion-dependent functions.
配列類似性	Belongs to the integrin beta chain family. Contains 1 VWFA domain.
翻訳後修飾	Both Ser-745 and Ser-756 become phosphorylated when T-cells are exposed to phorbol esters. Phosphorylation on Thr-758 (but not on Ser-756) allows interaction with 14-3-3 proteins.
細胞内局在	Membrane.

画像



All lanes : Anti-CD18 (phospho S745) antibody [EP1288Y] (ab52920) at 0.9 µg/ml (purified)

Lane 1 : PC-12 (Rat adrenal gland pheochromocytoma) whole cell lysate

Lane 2 : PC-12 (Rat adrenal gland pheochromocytoma) whole cell lysates 15ug. Then the membrane was incubated with phosphatase.

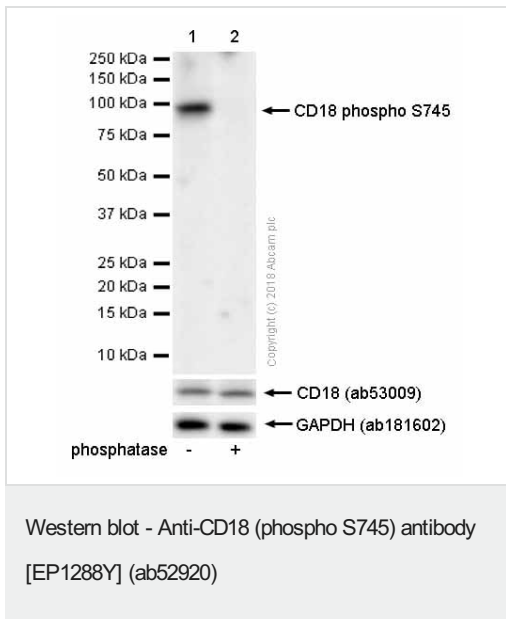
Lysates/proteins at 15 µg per lane.

Secondary

All lanes : Goat Anti-Rabbit IgG H&L (HRP) ([ab97051](#)) at 1/20000 dilution

Predicted band size: 85 kDa

Blocking and diluting buffer: 5% NFDM/TBST



All lanes : Anti-CD18 (phospho S745) antibody [EP1288Y] (ab52920) at 0.9 µg/ml (purified)

Lane 1 : Jurkat (Human T cell leukemia T lymphocyte) whole cell lysate

Lane 2 : Jurkat (Human T cell leukemia T lymphocyte) whole cell lysates. Then the membrane was incubated with phosphatase.

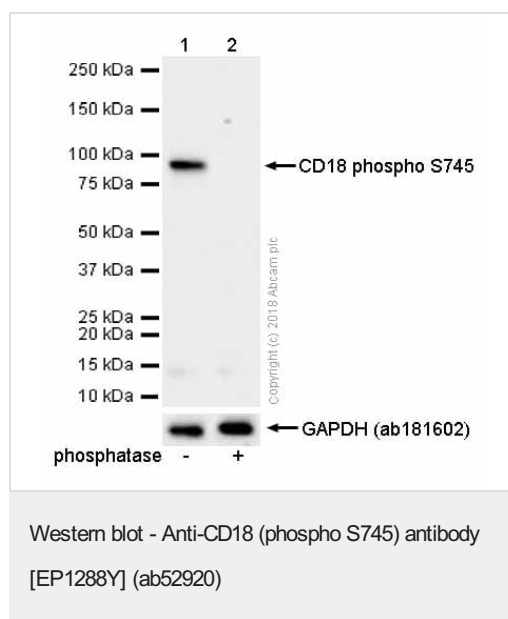
Lysates/proteins at 15 µg per lane.

Secondary

All lanes : Goat Anti-Rabbit IgG H&L (HRP) ([ab97051](#)) at 1/20000 dilution

Predicted band size: 85 kDa

Blocking and diluting buffer: 5% NFDM/TBST



All lanes : Anti-CD18 (phospho S745) antibody [EP1288Y] (ab52920) at 0.9 µg/ml (purified)

Lane 1 : NIH/3T3 (Mouse embryonic fibroblast) whole cell lysate

Lane 2 : NIH/3T3 (Mouse embryonic fibroblast) whole cell lysates. Then the membrane was incubated with phosphatase.

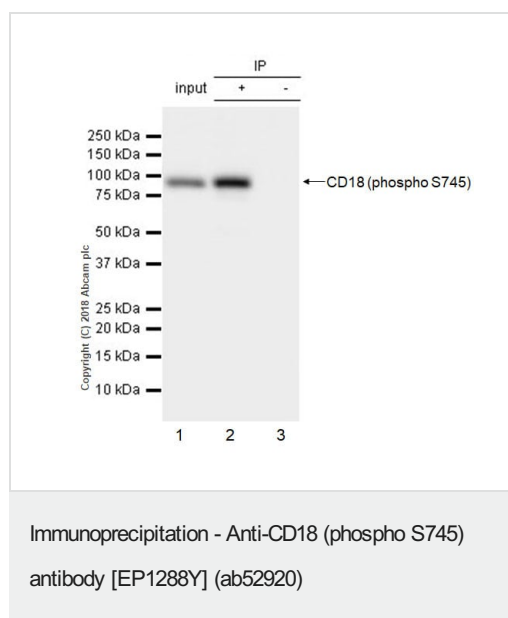
Lysates/proteins at 15 µg per lane.

Secondary

All lanes : Goat Anti-Rabbit IgG H&L (HRP) ([ab97051](#)) at 1/20000 dilution

Predicted band size: 85 kDa

Blocking and diluting buffer: 5% NFDM/TBST



ab52920 (purified) at 1:50 dilution (2µg) immunoprecipitating CD18 in Jurkat whole cell lysate.

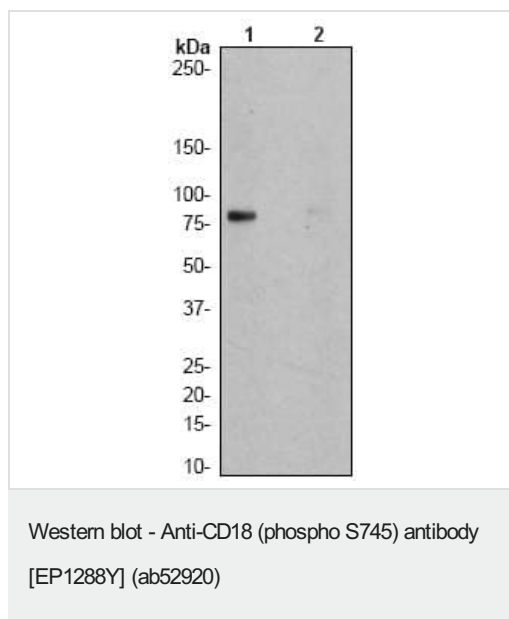
Lane 1 (input): Jurkat (Human T cell leukemia T lymphocyte) whole cell lysate 10µg

Lane 2 (+): ab52920 & Jurkat whole cell lysate

Lane 3 (-): Rabbit monoclonal IgG ([ab172730](#)) instead of ab52920 in Jurkat whole cell lysate

For western blotting, VeriBlot for IP Detection Reagent (HRP) ([ab131366](#)) was used for detection at 1:1000 dilution.

Blocking and diluting buffer: 5% NFDM/TBST.



All lanes : Anti-CD18 (phospho S745) antibody [EP1288Y] (ab52920) at 1/500 dilution (unpurified)

Lane 1 : Un-treated Jurkat (Human T cell leukemia cell line from peripheral blood) cell lysate

Lane 2 : AP-treated Jurkat (Human T cell leukemia cell line from peripheral blood) cell lysate

Lysates/proteins at 10 µg per lane.

Secondary

All lanes : Goat anti-rabbit HRP at 1/2000 dilution

Predicted band size: 85 kDa

Observed band size: 85 kDa

Why choose a recombinant antibody?

 <p>Research with confidence Consistent and reproducible results</p>	 <p>Long-term and scalable supply Recombinant technology</p>
 <p>Success from the first experiment Confirmed specificity</p>	 <p>Ethical standards compliant Animal-free production</p>

Anti-CD18 (phospho S745) antibody [EP1288Y] (ab52920)

Please note: All products are "FOR RESEARCH USE ONLY. NOT FOR USE IN DIAGNOSTIC PROCEDURES"

Our Abpromise to you: Quality guaranteed and expert technical support

- Replacement or refund for products not performing as stated on the datasheet
- Valid for 12 months from date of delivery

- Response to your inquiry within 24 hours
- We provide support in Chinese, English, French, German, Japanese and Spanish
- Extensive multi-media technical resources to help you
- We investigate all quality concerns to ensure our products perform to the highest standards

If the product does not perform as described on this datasheet, we will offer a refund or replacement. For full details of the Abpromise, please visit <https://www.abcam.co.jp/abpromise> or contact our technical team.

Terms and conditions

- Guarantee only valid for products bought direct from Abcam or one of our authorized distributors