

Anti-CD18 antibody [M18/2] ab119830

★★★★★ [1 Abreviews](#) [11 References](#) [画像数 3](#)

製品の概要

製品名	Anti-CD18 antibody [M18/2]
製品の詳細	Rat monoclonal [M18/2] to CD18
由来種	Rat
アプリケーション	適用あり: Flow Cyt, ICC/IF
種交差性	交差種: Mouse 非交差種: Dog
免疫原	Full length protein corresponding to Mouse CD18. Murine cytotoxic T cell glycoproteins
ポジティブ・コントロール	Flow Cyt: Mouse splenocytes and myeloid cells.
特記事項	<p>The Life Science industry has been in the grips of a reproducibility crisis for a number of years. Abcam is leading the way in addressing this with our range of recombinant monoclonal antibodies and knockout edited cell lines for gold-standard validation. Please check that this product meets your needs before purchasing.</p> <p>If you have any questions, special requirements or concerns, please send us an inquiry and/or contact our Support team ahead of purchase. Recommended alternatives for this product can be found below, along with publications, customer reviews and Q&As</p>

製品の特性

製品の状態	Liquid
保存方法	Shipped at 4°C. Store at +4°C short term (1-2 weeks). Store at -20°C or -80°C. Avoid freeze / thaw cycle.
バッファー	pH: 7.40 Preservative: 0.1% Sodium azide Constituent: PBS
精製度	Protein A purified
特記事項(精製)	> 95% (by SDS-PAGE)
ポリ/モノ	モノクローナル
クローン名	M18/2
アイソタイプ	IgG2a

アプリケーション

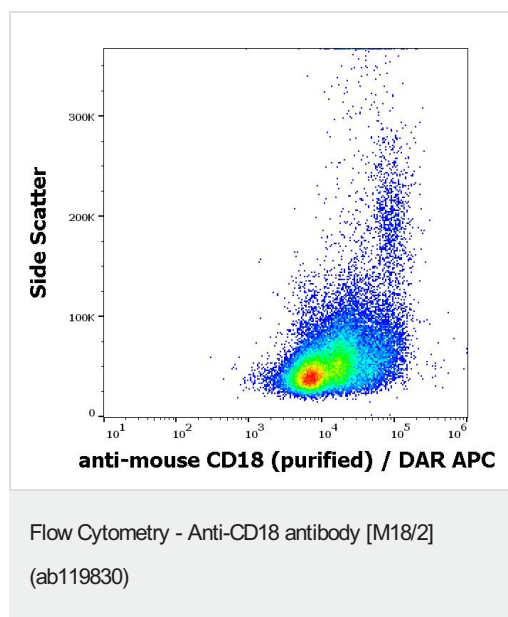
The Abpromise guarantee Abpromise保証は、 次のテスト済みアプリケーションにおけるab119830の使用に適用されます
アプリケーションノートには、推奨の開始希釈率がありますが、適切な希釈率につきましてはご確認ください。

アプリケーション	Abreviews	特記事項
Flow Cyt		Use a concentration of 1 - 16 µg/ml.
ICC/IF	★★★★★ (1)	Use at an assay dependent concentration.

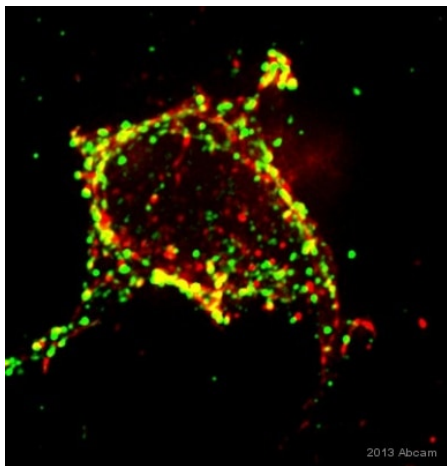
ターゲット情報

機能	Integrin alpha-L/beta-2 is a receptor for ICAM1, ICAM2, ICAM3 and ICAM4. Integrins alpha-M/beta-2 and alpha-X/beta-2 are receptors for the iC3b fragment of the third complement component and for fibrinogen. Integrin alpha-X/beta-2 recognizes the sequence G-P-R in fibrinogen alpha-chain. Integrin alpha-M/beta-2 recognizes P1 and P2 peptides of fibrinogen gamma chain. Integrin alpha-M/beta-2 is also a receptor for factor X. Integrin alpha-D/beta-2 is a receptor for ICAM3 and VCAM1.
関連疾患	Defects in ITGB2 are the cause of leukocyte adhesion deficiency type 1 (LAD1) [MIM:116920]. LAD1 patients have recurrent bacterial infections and their leukocytes are deficient in a wide range of adhesion-dependent functions.
配列類似性	Belongs to the integrin beta chain family. Contains 1 VWFA domain.
翻訳後修飾	Both Ser-745 and Ser-756 become phosphorylated when T-cells are exposed to phorbol esters. Phosphorylation on Thr-758 (but not on Ser-756) allows interaction with 14-3-3 proteins.
細胞内局在	Membrane.

画像



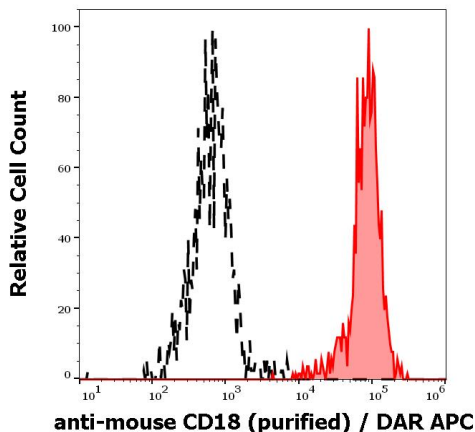
Flow cytometry analysis of mouse splenocytes labeling CD18 with ab119830 at 16 µg/mL.



Immunocytochemistry/ Immunofluorescence - Anti-CD18 antibody [M18/2] (ab119830)

This image is courtesy of an anonymous abreview.

ICC/IF image of CD18 staining on RAW264.7 cells using ab119830 (1:300). The cells were fixed using formaldehyde and later permeabilized using 0.2% Triton X-100. The cells were blocked using 10% goat serum for 1 hour at 20°C. ab119830 was diluted to 1:300 and incubated with the cells for 1 hour at 20°C. The secondary antibody used was Anti-rat goat polyclonal conjugated to Alexa Fluor 647 (1:350).



Flow Cytometry - Anti-CD18 antibody [M18/2] (ab119830)

Flow Cytometry analysis of mouse myeloid cells labeling CD18 with ab119830 at 16 µg/mL (red-filled).

Mouse myeloid cells unstained by primary antibody (DAR APC, black-dashed).

Please note: All products are "FOR RESEARCH USE ONLY. NOT FOR USE IN DIAGNOSTIC PROCEDURES"

Our Abpromise to you: Quality guaranteed and expert technical support

- Replacement or refund for products not performing as stated on the datasheet
- Valid for 12 months from date of delivery
- Response to your inquiry within 24 hours
- We provide support in Chinese, English, French, German, Japanese and Spanish
- Extensive multi-media technical resources to help you
- We investigate all quality concerns to ensure our products perform to the highest standards

If the product does not perform as described on this datasheet, we will offer a refund or replacement. For full details of the Abpromise, please visit <https://www.abcam.co.jp/abpromise> or contact our technical team.

Terms and conditions

- Guarantee only valid for products bought direct from Abcam or one of our authorized distributors