


Anti-CD18 antibody ab131044

5 References [画像数 2](#)

医薬用外劇物

製品の概要

製品名	Anti-CD18 antibody
製品の詳細	Rabbit polyclonal to CD18
由来種	Rabbit
アプリケーション	適用あり: WB, IHC-P
種交差性	交差種: Human 交差が予測される動物種: Mouse 
免疫原	Synthetic peptide corresponding to a sequence at the C terminal of Human CD18, identical to the related Mouse sequences, different from the related Rat sequences.
ポジティブ・コントロール	WB: Jurkat, CEM, HT1080, SMMc and HeLa whole cell lysate (ab150035). IHC-P: Human Mammary Cancer Tissue
特記事項	<p>The Life Science industry has been in the grips of a reproducibility crisis for a number of years. Abcam is leading the way in addressing this with our range of recombinant monoclonal antibodies and knockout edited cell lines for gold-standard validation. Please check that this product meets your needs before purchasing.</p> <p>If you have any questions, special requirements or concerns, please send us an inquiry and/or contact our Support team ahead of purchase. Recommended alternatives for this product can be found below, along with publications, customer reviews and Q&As</p>

製品の特性

製品の状態	Liquid
保存方法	Shipped at 4°C. Store at +4°C short term (1-2 weeks). Upon delivery aliquot. Store at -20°C long term.
バッファー	Preservatives: 0.025% Sodium azide, 0.025% Thimerosal (merthiolate) Constituents: 2.5% BSA, 0.45% Sodium chloride, 0.1% Dibasic monohydrogen sodium phosphate
精製度	Immunogen affinity purified
ポリ/モノ	ポリクローナル
アイソタイプ	IgG

アプリケーション

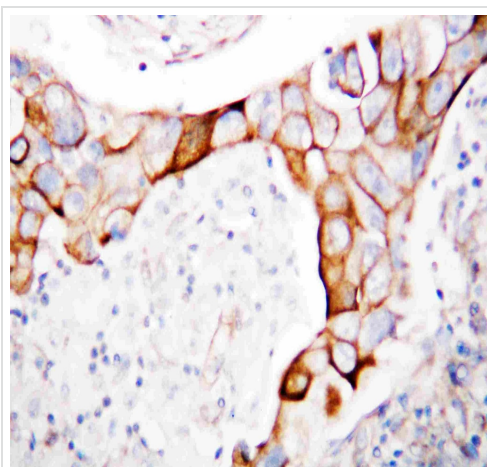
The Abpromise guarantee **Abpromise保証は、次のテスト済みアプリケーションにおけるab131044の使用に適用されます**
アプリケーションノートには、推奨の開始希釈率がありますが、適切な希釈率につきましてはご確認ください。

アプリケーション	Abreviews	特記事項
WB		Use a concentration of 0.1 - 0.5 µg/ml. Predicted molecular weight: 84 kDa.
IHC-P		Use a concentration of 0.5 - 1 µg/ml. Perform heat mediated antigen retrieval before commencing with IHC staining protocol.

ターゲット情報

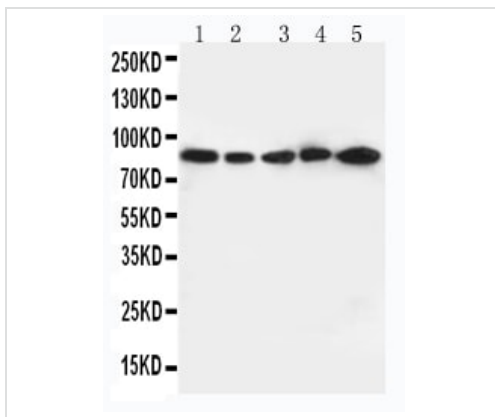
機能	Integrin alpha-L/beta-2 is a receptor for ICAM1, ICAM2, ICAM3 and ICAM4. Integrins alpha-M/beta-2 and alpha-X/beta-2 are receptors for the iC3b fragment of the third complement component and for fibrinogen. Integrin alpha-X/beta-2 recognizes the sequence G-P-R in fibrinogen alpha-chain. Integrin alpha-M/beta-2 recognizes P1 and P2 peptides of fibrinogen gamma chain. Integrin alpha-M/beta-2 is also a receptor for factor X. Integrin alpha-D/beta-2 is a receptor for ICAM3 and VCAM1.
関連疾患	Defects in ITGB2 are the cause of leukocyte adhesion deficiency type 1 (LAD1) [MIM:116920]. LAD1 patients have recurrent bacterial infections and their leukocytes are deficient in a wide range of adhesion-dependent functions.
配列類似性	Belongs to the integrin beta chain family. Contains 1 VWFA domain.
翻訳後修飾	Both Ser-745 and Ser-756 become phosphorylated when T-cells are exposed to phorbol esters. Phosphorylation on Thr-758 (but not on Ser-756) allows interaction with 14-3-3 proteins.
細胞内局在	Membrane.

画像



Immunohistochemistry (Formalin/PFA-fixed paraffin-embedded sections) of Human Mammary Cancer Tissue at 1µg/ml.

Immunohistochemistry (Formalin/PFA-fixed paraffin-embedded sections) - Anti-CD18 antibody
(ab131044)



Western blot - Anti-CD18 antibody (ab131044)

All lanes : Anti-CD18 antibody (ab131044) at 0.1 µg/ml

Lane 1 : Jurkat cell lysate

Lane 2 : CEM cell lysate

Lane 3 : HT1080 cell lysate

Lane 4 : SMMc cell lysate

Lane 5 : HeLa cell lysate

Predicted band size: 84 kDa

Please note: All products are "FOR RESEARCH USE ONLY. NOT FOR USE IN DIAGNOSTIC PROCEDURES"

Our Abpromise to you: Quality guaranteed and expert technical support

- Replacement or refund for products not performing as stated on the datasheet
- Valid for 12 months from date of delivery
- Response to your inquiry within 24 hours
- We provide support in Chinese, English, French, German, Japanese and Spanish
- Extensive multi-media technical resources to help you
- We investigate all quality concerns to ensure our products perform to the highest standards

If the product does not perform as described on this datasheet, we will offer a refund or replacement. For full details of the Abpromise, please visit <https://www.abcam.co.jp/abpromise> or contact our technical team.

Terms and conditions

- Guarantee only valid for products bought direct from Abcam or one of our authorized distributors