



Anti-CD14 antibody ab45870

★★★★★ [1 Abreviews](#) [12 References](#) [画像数 1](#)

製品の概要

製品名	Anti-CD14 antibody
製品の詳細	Goat polyclonal to CD14
由来種	Goat
アプリケーション	適用あり: WB
種交差性	交差種: Human
免疫原	Synthetic peptide within Human CD14 aa 50-150 (internal sequence). The exact immunogen sequence used to generate this antibody is proprietary information. If additional detail on the immunogen is needed to determine the suitability of the antibody for your needs, please contact our Scientific Support team to discuss your requirements. <div>  Run BLAST with  Run BLAST with </div>
ポジティブ・コントロール	WB: Human lymph node lysate and human tonsil lysate.
特記事項	<p>The Life Science industry has been in the grips of a reproducibility crisis for a number of years. Abcam is leading the way in addressing this with our range of recombinant monoclonal antibodies and knockout edited cell lines for gold-standard validation. Please check that this product meets your needs before purchasing.</p> <p>If you have any questions, special requirements or concerns, please send us an inquiry and/or contact our Support team ahead of purchase. Recommended alternatives for this product can be found below, along with publications, customer reviews and Q&As</p>

製品の特性

製品の状態	Liquid
保存方法	Shipped at 4°C. Upon delivery aliquot and store at -20°C. Avoid freeze / thaw cycles.
バッファー	pH: 7.30 Preservative: 0.02% Sodium azide Constituent: 0.5% BSA
精製度	Immunogen affinity purified
特記事項 (精製)	Purified from goat serum by ammonium sulphate precipitation followed by antigen affinity chromatography using the immunizing peptide.
ポリモノ	ポリクローナル
アイソタイプ	IgG

アプリケーション

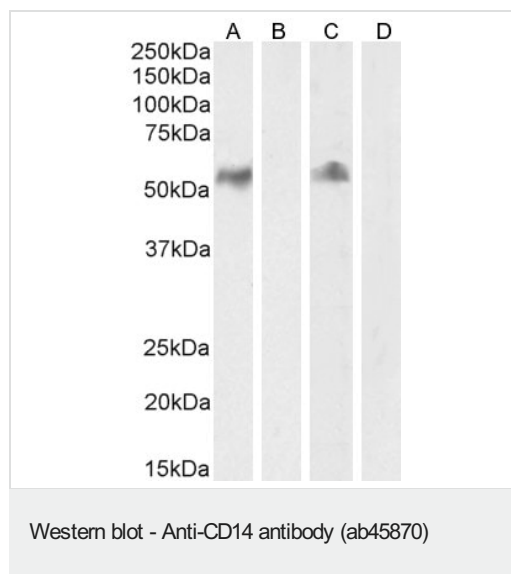
The Abpromise guarantee Abpromise保証は、次のテスト済みアプリケーションにおけるab45870の使用に適用されます
アプリケーションノートには、推奨の開始希釈率がありますが、適切な希釈率につきましてはご確認ください。

アプリケーション	Abreviews	特記事項
WB	★★★★★ (1)	Use a concentration of 1 - 3 µg/ml. Detects a band of approximately 55 kDa (predicted molecular weight: 40 kDa). A 1 hour primary incubation is recommended for this product. The observed molecular weight corresponds to earlier findings in literature with different antibodies (Funda et al, Infect Immun. 2001 Jun;69(6):3772-81; PMID: 11349042).

ターゲット情報

機能	Cooperates with MD-2 and TLR4 to mediate the innate immune response to bacterial lipopolysaccharide (LPS). Acts via MyD88, TIRAP and TRAF6, leading to NF-kappa-B activation, cytokine secretion and the inflammatory response. Up-regulates cell surface molecules, including adhesion molecules.
組織特異性	Expressed strongly on the surface of monocytes and weakly on the surface of granulocytes; also expressed by most tissue macrophages.
配列類似性	Contains 11 LRR (leucine-rich) repeats.
翻訳後修飾	N- and O- glycosylated. O-glycosylated with a core 1 or possibly core 8 glycan.
細胞内局在	Cell membrane.

画像



All lanes : Anti-CD14 antibody (ab45870) at 2 µg/ml

Lane 1 : Human lymph node lysate

Lane 2 : Human lymph node lysate with Immunizing peptide

Lane 3 : Human tonsil lysate

Lane 4 : Human tonsil lysate with Immunizing peptide

Lysates/proteins at 35 µg per lane.

Predicted band size: 40 kDa

Additional bands at: 55 kDa (possible glycosylated form)

Primary incubation 1 hour at room temperature. Detected by

chemiluminescence. RIPA buffer used.

Please note: All products are "FOR RESEARCH USE ONLY. NOT FOR USE IN DIAGNOSTIC PROCEDURES"

Our Abpromise to you: Quality guaranteed and expert technical support

- Replacement or refund for products not performing as stated on the datasheet
- Valid for 12 months from date of delivery
- Response to your inquiry within 24 hours
- We provide support in Chinese, English, French, German, Japanese and Spanish
- Extensive multi-media technical resources to help you
- We investigate all quality concerns to ensure our products perform to the highest standards

If the product does not perform as described on this datasheet, we will offer a refund or replacement. For full details of the Abpromise, please visit <https://www.abcam.co.jp/abpromise> or contact our technical team.

Terms and conditions

- Guarantee only valid for products bought direct from Abcam or one of our authorized distributors