


### Anti-Calceineurin A antibody ab71149

★★★★★ [1 Abreviews](#) [7 References](#) [画像数 3](#)

#### 製品の概要

製品名	Anti-Calceineurin A antibody
製品の詳細	Rabbit polyclonal to Calcineurin A
由来種	Rabbit
アプリケーション	<b>適用あり:</b> WB, IP, IHC-P
種交差性	<b>交差種:</b> Mouse, Human <b>交差が予測される動物種:</b> Rat, Horse, Chicken, Cow, Dog, Turkey, Pig, Chimpanzee, Rhesus monkey, Gorilla, Orangutan, Xenopus tropicalis 
免疫原	A synthetic peptide corresponding to a region between residue 470 and the C-terminus (residue 521) of human Calcineurin A (NP_000935.1).
ポジティブ・コントロール	Whole cell lysate from hela cells, NIH3T3 cells and 293T cells.
特記事項	<p>The Life Science industry has been in the grips of a reproducibility crisis for a number of years. Abcam is leading the way in addressing this with our range of recombinant monoclonal antibodies and knockout edited cell lines for gold-standard validation. Please check that this product meets your needs before purchasing.</p> <p>If you have any questions, special requirements or concerns, please send us an inquiry and/or contact our Support team ahead of purchase. Recommended alternatives for this product can be found below, along with publications, customer reviews and Q&amp;As</p>

#### 製品の特性

製品の状態	Liquid
保存方法	Shipped at 4°C. Upon delivery aliquot and store at -20°C. Avoid freeze / thaw cycles.
バッファー	pH: 7 Preservative: 0.09% Sodium azide Constituents: 1.815% Tris, 1.764% Sodium citrate, 0.021% PBS
精製度	Immunogen affinity purified
ポリ/モノ	ポリクローナル
アイソタイプ	IgG

#### アプリケーション

## The Abpromise guarantee

**Abpromise保証は、次のテスト済みアプリケーションにおけるab71149の使用に適用されます**

アプリケーションノートには、推奨の開始希釈率がありますが、適切な希釈率につきましてはご検討ください。

アプリケーション	Abreviews	特記事項
WB	★★★★★ (1)	1/2000 - 1/10000. Detects a band of approximately 59 kDa (predicted molecular weight: 59 kDa).
IP		Use at 2-5 µg/mg of lysate.
IHC-P		1/500 - 1/2000. Perform heat mediated antigen retrieval with Tris/EDTA buffer pH 9.0 before commencing with IHC staining protocol.

## ターゲット情報

### 機能

Calcium-dependent, calmodulin-stimulated protein phosphatase. This subunit may have a role in the calmodulin activation of calcineurin. Dephosphorylates DNMT1, HSPB1 and SSH1.

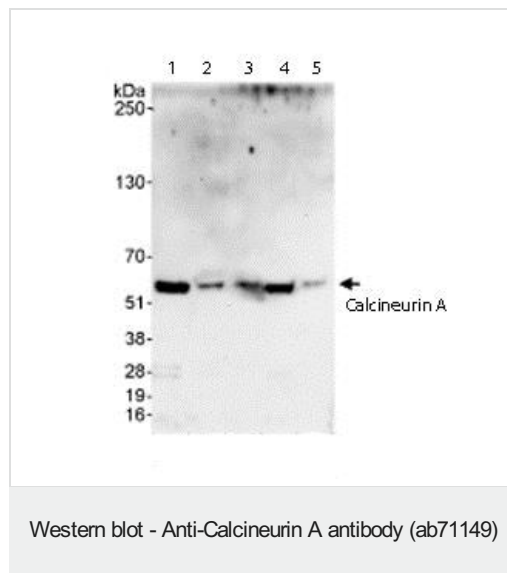
### 配列類似性

Belongs to the PPP phosphatase family, PP-2B subfamily.

### 細胞内局在

Nucleus. Colocalizes with ACTN1 and MYOZ2 at the Z line in heart and skeletal muscle.

## 画像



**All lanes :** Anti-Calcineurin A antibody (ab71149) at 0.1 µg/ml

**Lane 1 :** Whole cell lysate from HeLa cells at 50 µg

**Lane 2 :** Whole cell lysate from HeLa cells at 15 µg

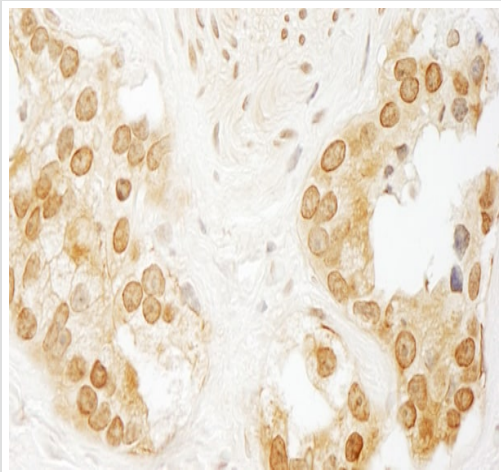
**Lane 3 :** Whole cell lysate from HeLa cells at 5 µg

**Lane 4 :** Whole cell lysate from 293T cells at 50 µg

**Lane 5 :** Whole cell lysate from NIH 3T3 cells at 50 µg

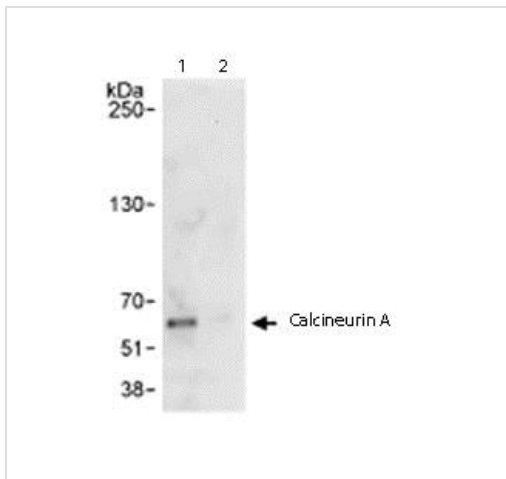
**Predicted band size:** 59 kDa

**Observed band size:** 59 kDa



Immunohistochemistry (Formalin/PFA-fixed paraffin-embedded sections) - Anti-Calcineurin A antibody (ab71149)

Immunohistochemistry (Formalin/PFA-fixed paraffin-embedded sections) analysis of human prostate carcinoma tissue labelling Calcineurin A with ab71149 at 1/1000 (1µg/ml). Detection: DAB.



Immunoprecipitation - Anti-Calcineurin A antibody (ab71149)

Immunoprecipitation/ Western Blot of Calcineurin A

Lane 1: ab71149 at 3µg/mg whole cell lysate.

Lane 2: Control IgG.

Whole cell lysate from Hela cells at 1mg for IP, 20% of IP loaded.

Subsequent WB detection was performed with 1 µg/ml ab71149.

Chemiluminescence with an exposure time of 30 seconds.

**Please note:** All products are "FOR RESEARCH USE ONLY. NOT FOR USE IN DIAGNOSTIC PROCEDURES"

### Our Promise to you: Quality guaranteed and expert technical support

- Replacement or refund for products not performing as stated on the datasheet
- Valid for 12 months from date of delivery

- Response to your inquiry within 24 hours
- We provide support in Chinese, English, French, German, Japanese and Spanish
- Extensive multi-media technical resources to help you
- We investigate all quality concerns to ensure our products perform to the highest standards

If the product does not perform as described on this datasheet, we will offer a refund or replacement. For full details of the Abpromise, please visit <https://www.abcam.co.jp/abpromise> or contact our technical team.

### **Terms and conditions**

---

- Guarantee only valid for products bought direct from Abcam or one of our authorized distributors