

Anti-BTAF1 antibody [BTA3D61] ab50990

★★★★★ **1 Abreviews** [画像数 6](#)

製品の概要

製品名	Anti-BTAF1 antibody [BTA3D61]
製品の詳細	Mouse monoclonal [BTA3D61] to BTAF1
由来種	Mouse
アプリケーション	適用あり: WB, IP, ICC, Flow Cyt
種交差性	交差種: Mouse, Rat, Human
免疫原	Recombinant full length protein corresponding to BTAF1.
ポジティブ・コントロール	WB: HEK293, NIH3T3 and F2408 whole cell lysates. ICC/IF and FACS: HeLa cells. IP: RIPA lysate of HeLa cells.
特記事項	<p>The Life Science industry has been in the grips of a reproducibility crisis for a number of years. Abcam is leading the way in addressing this with our range of recombinant monoclonal antibodies and knockout edited cell lines for gold-standard validation. Please check that this product meets your needs before purchasing.</p> <p>If you have any questions, special requirements or concerns, please send us an inquiry and/or contact our Support team ahead of purchase. Recommended alternatives for this product can be found below, along with publications, customer reviews and Q&As</p>

製品の特性

製品の状態	Liquid
保存方法	Shipped at 4°C. Store at 4°C (stable for up to 12 months). Store at -20°C or -80°C.
バッファー	<p>pH: 7.40</p> <p>Preservative: 0.05% Sodium azide</p> <p>Constituents: 1% BSA, PBS</p>
精製度	Protein G purified
特記事項 (精製)	Purified using protein G column chromatography from culture supernatant of hybridoma cultured in a medium containing bovine IgG-depleted (approximately 95%) fetal bovine serum. Filtered through a 0.22µm membrane.
ポリ/モノ	モノクローナル
クローン名	BTA3D61
アイソタイプ	IgG1

アプリケーション

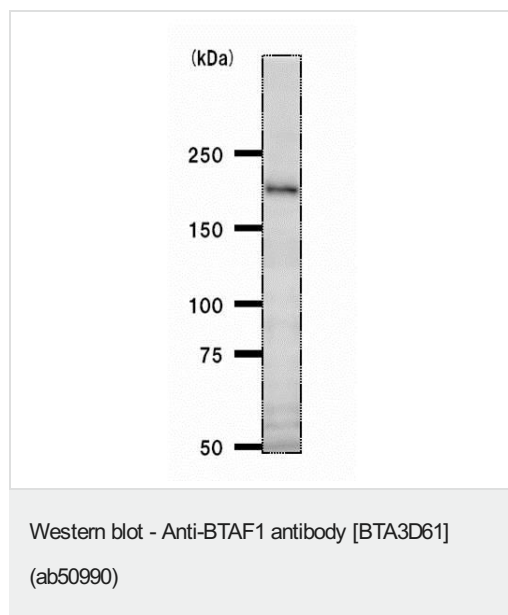
The Abpromise guarantee Abpromise保証は、次のテスト済みアプリケーションにおけるab50990の使用に適用されます
アプリケーションノートには、推奨の開始希釈率がありますが、適切な希釈率につきましてはご検討ください。

アプリケーション	Abreviews	特記事項
WB		1/50. Detects a band of approximately 207 kDa (predicted molecular weight: 207 kDa).
IP		Use at an assay dependent concentration. Use at 5µg/0.5mg of lysate.
ICC		1/10.
Flow Cyt		1/10. ab170190 - Mouse monoclonal IgG1, is suitable for use as an isotype control with this antibody.

ターゲット情報

機能	Regulates transcription in association with TATA binding protein (TBP). Removes TBP from the TATA box in an ATP-dependent manner.
配列類似性	Belongs to the SNF2/RAD54 helicase family. Contains 8 HEAT repeats. Contains 1 helicase ATP-binding domain. Contains 1 helicase C-terminal domain.
細胞内局在	Nucleus.

画像



Anti-BTAF1 antibody [BTA3D61] (ab50990) at 1/50 dilution +
HEK293 whole cell lysate at 50 µg

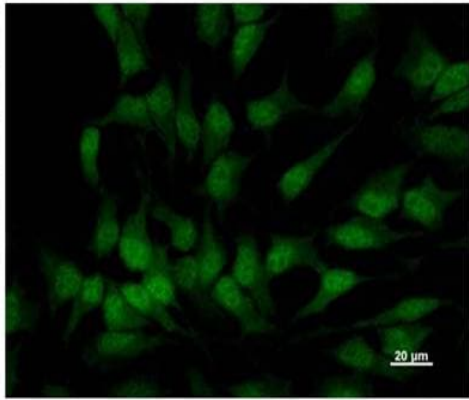
Secondary

Mouse IgG antibody at 1/2500 dilution

Developed using the ECL technique.

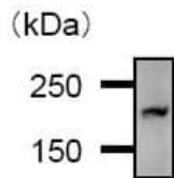
Predicted band size: 207 kDa

Observed band size: 207 kDa



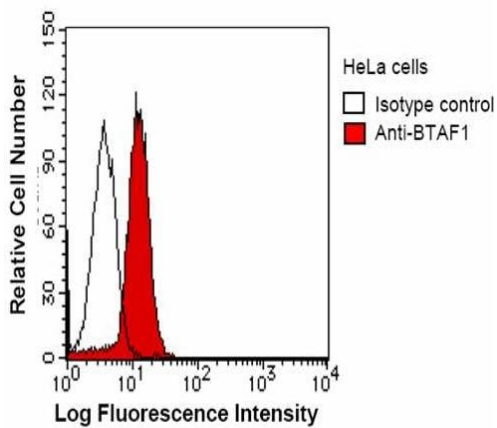
Immunocytochemistry - Anti-BTAF1 antibody
[BTA3D61] (ab50990)

HeLa cells stained with ab50990 at 1/10 dilution followed by Alexa Fluor 488 Goat Anti-Mouse IgG at 1/200.



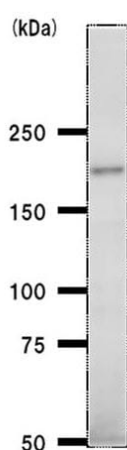
Immunoprecipitation - Anti-BTAF1 antibody
[BTA3D61] (ab50990)

Ab50990 used at 5μg/0.5mg RIPA lysate of HeLa cells. The immunoprecipitate was subjected to Western blotting using ab50990 at 1/100. The ECL technique was used, and the secondary antibody was Mouse IgG at 1/2500.



Flow Cytometry - Anti-BTAF1 antibody [BTA3D61]
(ab50990)

Cells labelled with ab50990 at 1/10 dilution followed by Alexa Fluor 488 Goat Anti-Mouse IgG at 1/400 dilution.



Western blot - Anti-BTAF1 antibody [BTA3D61]
(ab50990)

Anti-BTAF1 antibody [BTA3D61] (ab50990) at 1/50 dilution +
NIH3T3 whole cell lysate at 50 µg

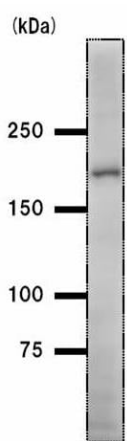
Secondary

Mouse IgG antibody at 1/2500 dilution

Developed using the ECL technique.

Predicted band size: 207 kDa

Observed band size: 207 kDa



Western blot - Anti-BTAF1 antibody [BTA3D61]
(ab50990)

Anti-BTAF1 antibody [BTA3D61] (ab50990) at 1/50 dilution +
F2408 whole cell lysate at 50 µg

Secondary

Mouse IgG antibody at 1/2500 dilution

Developed using the ECL technique.

Predicted band size: 207 kDa

Observed band size: 207 kDa

Please note: All products are "FOR RESEARCH USE ONLY. NOT FOR USE IN DIAGNOSTIC PROCEDURES"

Our Abpromise to you: Quality guaranteed and expert technical support

- Replacement or refund for products not performing as stated on the datasheet
- Valid for 12 months from date of delivery
- Response to your inquiry within 24 hours
- We provide support in Chinese, English, French, German, Japanese and Spanish
- Extensive multi-media technical resources to help you
- We investigate all quality concerns to ensure our products perform to the highest standards

If the product does not perform as described on this datasheet, we will offer a refund or replacement. For full details of the Abpromise, please visit <https://www.abcam.co.jp/abpromise> or contact our technical team.

Terms and conditions

- Guarantee only valid for products bought direct from Abcam or one of our authorized distributors