


Anti-Brd4 antibody ab84776

★★★★★ [2 Abreviews](#) [4 References](#) [画像数 2](#)

製品の概要

製品名	Anti-Brd4 antibody
製品の詳細	Rabbit polyclonal to Brd4
由来種	Rabbit
アプリケーション	適用あり: IHC-P
種交差性	交差種: Mouse, Human 交差が予測される動物種: Rat, Rabbit, Horse, Guinea pig, Cow, Dog, Pig, Rhesus monkey, Gorilla, Chinese hamster, Orangutan, Elephant 
免疫原	Synthetic peptide corresponding to a region between residue 1312 and 1362 of human (NP_490597.1).
特記事項	<p>Concentration is optimized for IHC and not determined</p> <p>The Life Science industry has been in the grips of a reproducibility crisis for a number of years. Abcam is leading the way in addressing this with our range of recombinant monoclonal antibodies and knockout edited cell lines for gold-standard validation. Please check that this product meets your needs before purchasing.</p> <p>If you have any questions, special requirements or concerns, please send us an inquiry and/or contact our Support team ahead of purchase. Recommended alternatives for this product can be found below, along with publications, customer reviews and Q&As</p>

製品の特性

製品の状態	Liquid
保存方法	Shipped at 4°C. Upon delivery aliquot and store at -20°C. Avoid freeze / thaw cycles.
バッファー	<p>pH: 6.8</p> <p>Preservative: 0.09% Sodium azide</p> <p>Constituents: Tris buffered saline, 0.1% BSA</p>
精製度	Immunogen affinity purified
特記事項 (精製)	<p>ab84776 was affinity purified using an epitope specific to BRD4 immobilized on solid support. Antibody concentration was determined by extinction coefficient: absorbance at 280 nm of 1.4 equals 1.0 mg of IgG.</p>
ポリ/モノ	ポリクローナル

アプリケーション

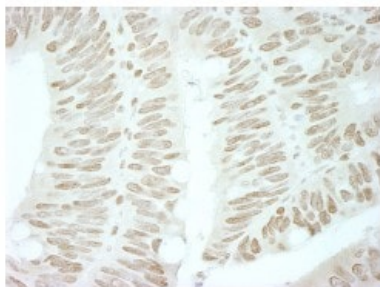
The Abpromise guarantee Abpromise保証は、 次のテスト済みアプリケーションにおけるab84776の使用に適用されます
アプリケーションノートには、推奨の開始希釈率がありますが、適切な希釈率につきましてはご検討ください。

アプリケーション	Abreviews	特記事項
IHC-P		1/100 - 1/500.

ターゲット情報

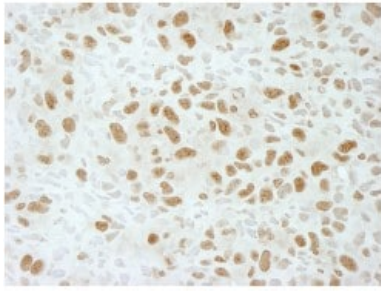
機能	Plays a role in a process governing chromosomal dynamics during mitosis.
組織特異性	Ubiquitously expressed.
関連疾患	Note=A chromosomal aberration involving BRD4 is found in a rare, aggressive, and lethal carcinoma arising in midline organs of young people. Translocation t(15;19)(q14;p13) with NUT which produces a BRD4-NUT fusion protein.
配列類似性	Contains 2 bromo domains.
細胞内局在	Nucleus.

画像



Staining of Brd4 by Immunohistochemistry on a formalin fixed, paraffin embedded section of human colon carcinoma using a 1/500 dilution of ab84776. Detection: DAB staining

Immunohistochemistry (Formalin/PFA-fixed paraffin-embedded sections) - Anti-Brd4 antibody (ab84776)



Staining of Brd4 by Immunohistochemistry on a formalin fixed, paraffin embedded section of mouse teratoma using a 1/100 dilution of ab84776. Detection: DAB staining

Immunohistochemistry (Formalin/PFA-fixed paraffin-embedded sections) - Anti-Brd4 antibody (ab84776)

Please note: All products are "FOR RESEARCH USE ONLY. NOT FOR USE IN DIAGNOSTIC PROCEDURES"

Our Abpromise to you: Quality guaranteed and expert technical support

- Replacement or refund for products not performing as stated on the datasheet
- Valid for 12 months from date of delivery
- Response to your inquiry within 24 hours
- We provide support in Chinese, English, French, German, Japanese and Spanish
- Extensive multi-media technical resources to help you
- We investigate all quality concerns to ensure our products perform to the highest standards

If the product does not perform as described on this datasheet, we will offer a refund or replacement. For full details of the Abpromise, please visit <https://www.abcam.co.jp/abpromise> or contact our technical team.

Terms and conditions

- Guarantee only valid for products bought direct from Abcam or one of our authorized distributors