


Biotin Anti-MCP4 antibody ab271197

画像数 2

製品の概要

製品名	Biotin Anti-MCP4 antibody
製品の詳細	Biotin Rabbit polyclonal to MCP4
由来種	Rabbit
標識	Biotin
アプリケーション	適用あり: WB, Sandwich ELISA
種交差性	交差種: Recombinant fragment 交差が予測される動物種: Human 
免疫原	Recombinant fragment corresponding to Human MCP4 aa 1-100. Database link: Q99616 Run BLAST with Run BLAST with
特記事項	<p>The Life Science industry has been in the grips of a reproducibility crisis for a number of years. Abcam is leading the way in addressing this with our range of recombinant monoclonal antibodies and knockout edited cell lines for gold-standard validation. Please check that this product meets your needs before purchasing.</p> <p>If you have any questions, special requirements or concerns, please send us an inquiry and/or contact our Support team ahead of purchase. Recommended alternatives for this product can be found below, along with publications, customer reviews and Q&As</p>

製品の特性

製品の状態	Lyophilized:Reconstitute in sterile PBS with 0.1% BSA to 0.1 - 1.0 mg/ml.
保存方法	Shipped at 4°C. Store at +4°C short term (1-2 weeks). Upon delivery aliquot. Store at -20°C long term. Avoid freeze / thaw cycle. Store In the Dark.
バッファー	Constituents: PBS, 0.1% BSA
精製度	Affinity purified
ポリ/モノ	ポリクローナル
アイソタイプ	IgG

アプリケーション

The Abpromise guarantee

Abpromise保証は、次のテスト済みアプリケーションにおけるab271197の使用に適用されず

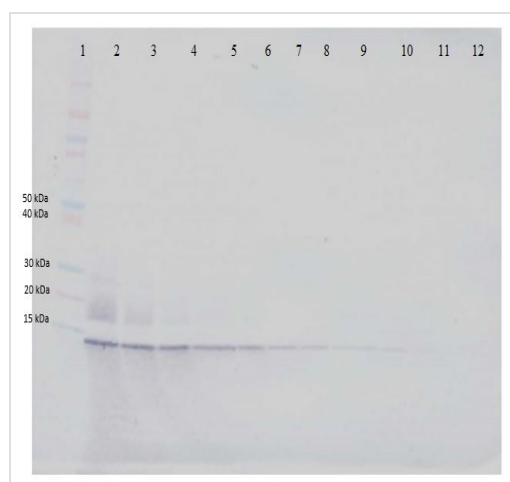
アプリケーションノートには、推奨の開始希釈率がありますが、適切な希釈率につきましてはご検討ください。

アプリケーション	Abreviews	特記事項
WB		Use a concentration of 0.1 - 0.2 µg/ml. Predicted molecular weight: 11 kDa.
Sandwich ELISA		Use at an assay dependent concentration.

ターゲット情報

機能	Chemotactic factor that attracts monocytes, lymphocytes, basophils and eosinophils, but not neutrophils. Signals through CCR2B and CCR3 receptors. Plays a role in the accumulation of leukocytes at both sides of allergic and non-allergic inflammation. May be involved in the recruitment of monocytes into the arterial wall during the disease process of atherosclerosis. May play a role in the monocyte attraction in tissues chronically exposed to exogenous pathogens.
組織特異性	Widely expressed. Found in small intestine, thymus, colon, lung, trachea, stomach and lymph node. Low levels seen in the pulmonary artery smooth muscle cells.
配列類似性	Belongs to the intercrine beta (chemokine CC) family.
翻訳後修飾	One major form (form long), and two minor forms (short chain and medium chain) are produced by differential signal peptide cleavage. The medium chain is about 30-fold less active than the long chain.
細胞内局在	Secreted.

画像



Western blot - Biotin Anti-MCP4 antibody
(ab271197)

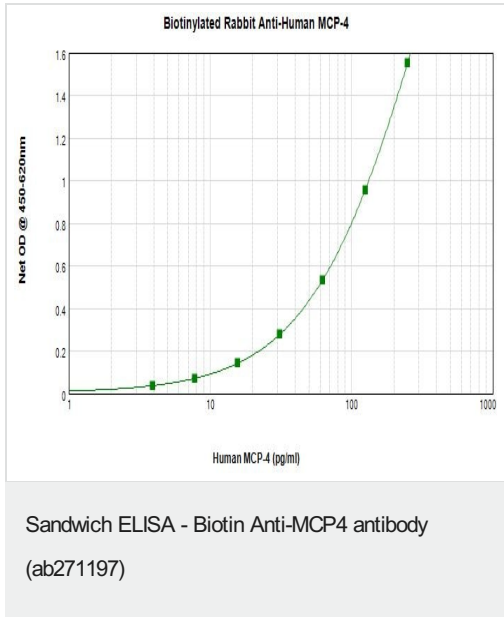
To detect Human MCP-4 by Western Blot analysis this antibody can be used at a concentration of 0.1-0.2 µg/ml.

When used in conjunction with compatible development reagents the detection limit for Recombinant Human MCP-4 is 1.5-3.0 ng/lane, under either reducing or non-reducing conditions.

Lane 1: Marker

Lanes 2-12: 250, 125, 62.5, 31.25, 15.625, 7.8, 3.9, 1.95, 0.975, 0.4875 and 0.24 ng recombinant human MCP4, respectively.

Reducing conditions.



Human MCP-4 was detected by sandwich ELISA (using 100µl/well) using a concentration of 0.25-1.0 µg/ml of ab271197.

This antibody in conjunction with an appropriate capture antibody, allows the detection of at least 2000-4000 pg/ml of recombinant human MCP-4 protein.

Please note: All products are "FOR RESEARCH USE ONLY. NOT FOR USE IN DIAGNOSTIC PROCEDURES"

Our Abpromise to you: Quality guaranteed and expert technical support

- Replacement or refund for products not performing as stated on the datasheet
- Valid for 12 months from date of delivery
- Response to your inquiry within 24 hours
- We provide support in Chinese, English, French, German, Japanese and Spanish
- Extensive multi-media technical resources to help you
- We investigate all quality concerns to ensure our products perform to the highest standards

If the product does not perform as described on this datasheet, we will offer a refund or replacement. For full details of the Abpromise, please visit <https://www.abcam.co.jp/abpromise> or contact our technical team.

Terms and conditions

- Guarantee only valid for products bought direct from Abcam or one of our authorized distributors