

Anti-BAP29 antibody [EPR7781] ab129023

リコンビナント RabMAb

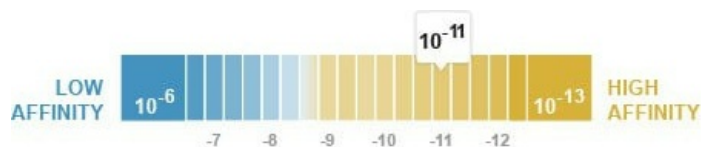
画像数 5

製品の概要

製品名	Anti-BAP29 antibody [EPR7781]
製品の詳細	Rabbit monoclonal [EPR7781] to BAP29
由来種	Rabbit
アプリケーション	適用あり: WB, IHC-P, ICC/IF 適用なし: Flow Cyt
種交差性	交差種: Human
免疫原	Synthetic peptide within Human BAP29 aa 200-300 (C terminal). The exact sequence is proprietary.
ポジティブ・コントロール	Fetal brain, U87-MG, fetal heart, Jurkat, SW480, HeLa lysates. Human brain tissue. HeLa cells
特記事項	<p>This product is a recombinant monoclonal antibody, which offers several advantages including:</p> <ul style="list-style-type: none"> - High batch-to-batch consistency and reproducibility - Improved sensitivity and specificity - Long-term security of supply - Animal-free production <p>For more information see here.</p> <p>Our RabMAb[®] technology is a patented hybridoma-based technology for making rabbit monoclonal antibodies. For details on our patents, please refer to RabMAb[®] patents.</p> <p>Mouse, Rat: We have preliminary internal testing data to indicate this antibody may not react with these species. Please contact us for more information.</p>

製品の特性

製品の状態	Liquid
保存方法	Shipped at 4°C. Store at -20°C. Stable for 12 months at -20°C.
解離定数 (K _D 値)	K _D = 3.90 x 10 ⁻¹¹ M



[Learn more about K_D](#)

バッファー	pH: 7.20 Preservative: 0.01% Sodium azide Constituents: 9% PBS, 40% Glycerol (glycerin, glycerine), 0.05% BSA, 50% Tissue culture supernatant
精製度	Protein A purified
ポリ/モノ	モノクローナル
クローン名	EPR7781
アイソタイプ	IgG

アプリケーション

The Abpromise guarantee [Abpromise保証は、次のテスト済みアプリケーションにおけるab129023の使用に適用されず](#)
アプリケーションノートには、推奨の開始希釈率がありますが、適切な希釈率につきましてはご検討ください。

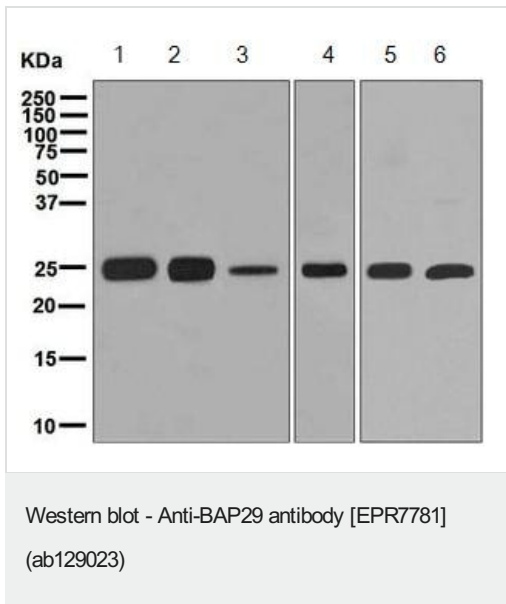
アプリケーション	Abreviews	特記事項
WB		1/1000 - 1/10000. Detects a band of approximately 25 kDa (predicted molecular weight: 27 kDa).
IHC-P		1/100 - 1/250. Perform heat mediated antigen retrieval before commencing with IHC staining protocol.
ICC/IF		1/100 - 1/250.

追加情報 Is unsuitable for Flow Cyt.

ターゲット情報

機能	May play a role in anterograde transport of membrane proteins from the endoplasmic reticulum to the Golgi. May be involved in CASP8-mediated apoptosis.
配列類似性	Belongs to the BCAP29/BCAP31 family.
細胞内局在	Endoplasmic reticulum membrane.

画像



All lanes : Anti-BAP29 antibody [EPR7781] (ab129023) at 1/10000 dilution

Lane 1 : Fetal brain tissue lysate

Lane 2 : U87-MG cell lysate

Lane 3 : Fetal heart tissue lysate

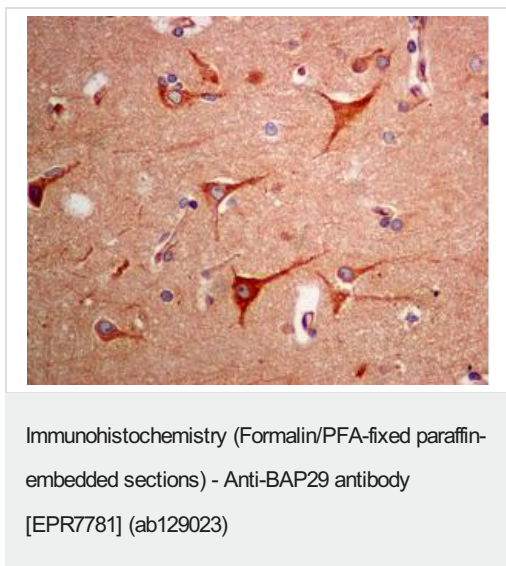
Lane 4 : Jurkat cell lysate

Lane 5 : SW480 cell lysate

Lane 6 : HeLa cell lysate

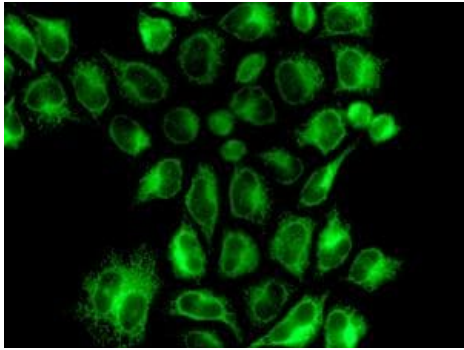
Lysates/proteins at 10 µg per lane.

Predicted band size: 27 kDa



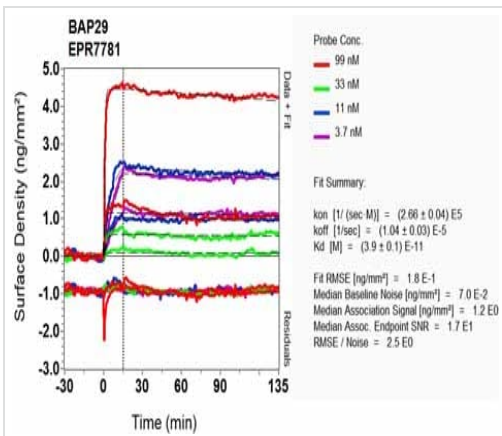
ab129023, at 1/100 dilution staining BAP29 in formalin fixed paraffin embedded Human brain tissue by immunohistochemistry

Perform heat mediated antigen retrieval before commencing with IHC staining protocol.



Immunocytochemistry/ Immunofluorescence - Anti-BAP29 antibody [EPR7781] (ab129023)

ab129023, at 1/100, staining BAP29 in HeLa cells by immunofluorescence.







OIR-D Scanning - Anti-BAP29 antibody [EPR7781] (ab129023)

Equilibrium disassociation constant (K_D)

Learn more about K_D

[Click here to learn more about \$K_D\$](#)

Why choose a recombinant antibody?

 <p>Research with confidence Consistent and reproducible results</p>	 <p>Long-term and scalable supply Recombinant technology</p>
 <p>Success from the first experiment Confirmed specificity</p>	 <p>Ethical standards compliant Animal-free production</p>

Anti-BAP29 antibody [EPR7781] (ab129023)

Please note: All products are "FOR RESEARCH USE ONLY. NOT FOR USE IN DIAGNOSTIC PROCEDURES"

Our Abpromise to you: Quality guaranteed and expert technical support

- Replacement or refund for products not performing as stated on the datasheet
- Valid for 12 months from date of delivery
- Response to your inquiry within 24 hours
- We provide support in Chinese, English, French, German, Japanese and Spanish
- Extensive multi-media technical resources to help you
- We investigate all quality concerns to ensure our products perform to the highest standards

If the product does not perform as described on this datasheet, we will offer a refund or replacement. For full details of the Abpromise, please visit <https://www.abcam.co.jp/abpromise> or contact our technical team.

Terms and conditions

- Guarantee only valid for products bought direct from Abcam or one of our authorized distributors