


Anti-ARHGAP4 antibody ab96251

画像検索

医薬用外劇物

製品の概要

製品名	Anti-ARHGAP4 antibody
製品の詳細	Rabbit polyclonal to ARHGAP4
由来種	Rabbit
アプリケーション	適用あり: WB, ICC/IF
種交差性	交差種: Human 交差が予測される動物種: Cow 
免疫原	Recombinant fragment corresponding to a region within amino acids 1-250 of Human ARHGAP4 (NP_001657).
ポジティブ・コントロール	Jurkat whole cell lysate; A549 cells; NT2D1 cell line
特記事項	<p>The Life Science industry has been in the grips of a reproducibility crisis for a number of years. Abcam is leading the way in addressing this with our range of recombinant monoclonal antibodies and knockout edited cell lines for gold-standard validation. Please check that this product meets your needs before purchasing.</p> <p>If you have any questions, special requirements or concerns, please send us an inquiry and/or contact our Support team ahead of purchase. Recommended alternatives for this product can be found below, along with publications, customer reviews and Q&As</p>

製品の特性

製品の状態	Liquid
保存方法	Shipped at 4°C. Upon delivery aliquot and store at -20°C or -80°C. Avoid repeated freeze / thaw cycles.
バッファー	pH: 7.00 Preservative: 0.01% Thimerosal (merthiolate) Constituents: 1.21% Tris, 0.75% Glycine, 10% Glycerol (glycerin, glycerine)
精製度	Immunogen affinity purified
ポリ/モノ	ポリクローナル
アイソタイプ	IgG

アプリケーション

The Abpromise guarantee Abpromise保証は、次のテスト済みアプリケーションにおけるab96251の使用に適用されます
アプリケーションノートには、推奨の開始希釈率がありますが、適切な希釈率につきましてはご検討ください。

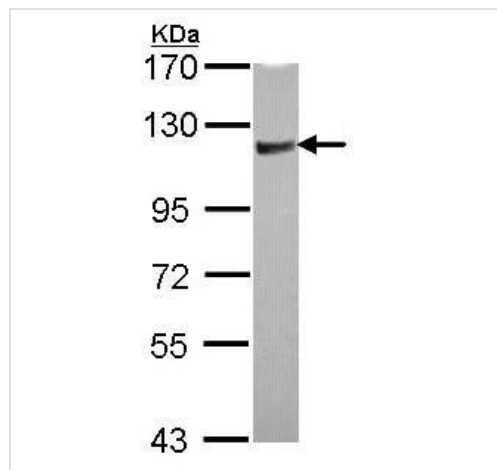
アプリケーション	Abreviews	特記事項
WB		1/500 - 1/3000. Predicted molecular weight: 105 kDa.
ICC/IF		1/100 - 1/200.

ターゲット情報

関連性 ARHGAP4 (Rho GTPase-activating protein 4) has an inhibitory effect on stress fiber organization. It is a member of the group of signaling proteins involved in regulation of the small GTP-binding proteins of the RAS superfamily.

細胞内局在 Cytoplasmic

画像

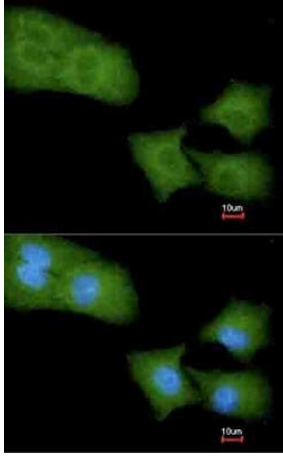


Anti-ARHGAP4 antibody (ab96251) at 1/1000 dilution + Jurkat whole cell lysate at 30 µg

Predicted band size: 105 kDa

7.5% SDS PAGE

Western blot - Anti-ARHGAP4 antibody (ab96251)



Immunofluorescence analysis of paraformaldehyde-fixed A549 cells, using sb96251 at 1/200 dilution. Lower image is merged with DNA probe.

Immunocytochemistry/ Immunofluorescence - Anti-ARHGAP4 antibody (ab96251)

Please note: All products are "FOR RESEARCH USE ONLY. NOT FOR USE IN DIAGNOSTIC PROCEDURES"

Our Abpromise to you: Quality guaranteed and expert technical support

- Replacement or refund for products not performing as stated on the datasheet
- Valid for 12 months from date of delivery
- Response to your inquiry within 24 hours
- We provide support in Chinese, English, French, German, Japanese and Spanish
- Extensive multi-media technical resources to help you
- We investigate all quality concerns to ensure our products perform to the highest standards

If the product does not perform as described on this datasheet, we will offer a refund or replacement. For full details of the Abpromise, please visit <https://www.abcam.co.jp/abpromise> or contact our technical team.

Terms and conditions

- Guarantee only valid for products bought direct from Abcam or one of our authorized distributors