

### APC Anti-Nrf2 antibody [EP1808Y] ab223927

リコンビナント RabMAb

#### 1 References 画像数 2

#### 製品の概要

製品名	APC Anti-Nrf2 antibody [EP1808Y]
製品の詳細	APC Rabbit monoclonal [EP1808Y] to Nrf2
由来種	Rabbit
標識	APC. Ex: 645nm, Em: 660nm
アプリケーション	<b>適用あり:</b> Flow Cyt (Intra)
種交差性	<b>交差種:</b> Human
免疫原	Synthetic peptide. This information is proprietary to Abcam and/or its suppliers.
ポジティブ・コントロール	Flow Cyt (intra): HeLa cells.
特記事項	<p>This product is a recombinant monoclonal antibody, which offers several advantages including:</p> <ul style="list-style-type: none"> <li>- High batch-to-batch consistency and reproducibility</li> <li>- Improved sensitivity and specificity</li> <li>- Long-term security of supply</li> <li>- Animal-free production</li> </ul> <p>For more information <a href="#">see here</a>.</p> <p>Our RabMAb<sup>®</sup> technology is a patented hybridoma-based technology for making rabbit monoclonal antibodies. For details on our patents, please refer to <a href="#">RabMAb<sup>®</sup> patents</a>.</p>

#### 製品の特性

製品の状態	Liquid
保存方法	Shipped at 4°C. Upon delivery aliquot. Store at +4°C. Do Not Freeze. Store In the Dark.
バッファー	<p>pH: 7.40</p> <p>Preservative: 0.02% Sodium azide</p> <p>Constituents: 1% BSA, PBS</p>
精製度	Protein A purified
ポリ/モノ	モノクローナル
クローン名	EP1808Y
アイソタイプ	IgG

## アプリケーション

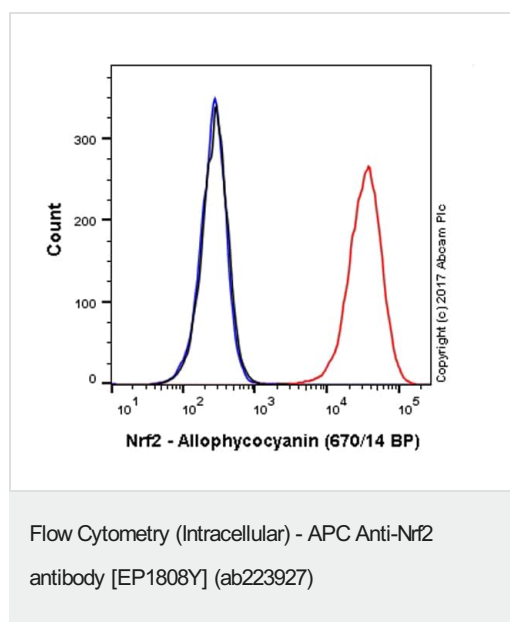
**The Abpromise guarantee**      **Abpromise保証は、次のテスト済みアプリケーションにおけるab223927の使用に適用されます**  
アプリケーションノートには、推奨の開始希釈率がありますが、適切な希釈率につきましてはご確認ください。

アプリケーション	Abreviews	特記事項
Flow Cyt (Intra)		1/500. The cellular localisation of this product has been verified in ICC/IF.

## ターゲット情報

機能	Transcription activator that binds to antioxidant response (ARE) elements in the promoter regions of target genes. Important for the coordinated up-regulation of genes in response to oxidative stress. May be involved in the transcriptional activation of genes of the beta-globin cluster by mediating enhancer activity of hypersensitive site 2 of the beta-globin locus control region.
組織特異性	Widely expressed. Highest expression in adult muscle, kidney, lung, liver and in fetal muscle.
配列類似性	Belongs to the bZIP family. CNC subfamily. Contains 1 bZIP domain.
ドメイン	Acidic activation domain in the N-terminus, and DNA binding domain in the C-terminus.
翻訳後修飾	Phosphorylation of Ser-40 by PKC in response to oxidative stress dissociates NFE2L2 from its cytoplasmic inhibitor KEAP1, promoting its translocation into the nucleus.
細胞内局在	Cytoplasm > cytosol. Nucleus. Cytosolic under unstressed conditions, translocates into the nucleus upon induction by electrophilic agents.

## 画像



Overlay histogram showing HeLa (human epithelial cell line from cervix adenocarcinoma) cells stained with ab223927 (red line). The cells were fixed with 80% methanol (5 minutes) and then permeabilized with 0.1% PBS-Triton X-100 for 15 minutes. The cells were then incubated in 1x PBS / 10% normal goat serum to block non-specific protein-protein interactions followed by the antibody (ab223927, 1/500 dilution) for 30 minutes at 22°C.





Isotype control antibody (black line) was Rabbit IgG (monoclonal) Allophycocyanin used at the same concentration and conditions as the primary antibody. Unlabeled sample (blue line) was also used as a control.

Acquisition of >5,000 events were collected using a 40 mW Red laser (640nm) and 670/14 bandpass filter.

This antibody gave a positive signal in HeLa cells fixed with 4% formaldehyde (10 minutes)/permeabilized with 0.1% PBS-Triton X-

100 for 15 minutes used under the same conditions.

Why choose a recombinant antibody?

 <b>Research with confidence</b> Consistent and reproducible results	 <b>Long-term and scalable supply</b> Recombinant technology
 <b>Success from the first experiment</b> Confirmed specificity	 <b>Ethical standards compliant</b> Animal-free production

APC Anti-Nrf2 antibody [EP1808Y] (ab223927)

**Please note:** All products are "FOR RESEARCH USE ONLY. NOT FOR USE IN DIAGNOSTIC PROCEDURES"

### Our Abpromise to you: Quality guaranteed and expert technical support

---

- Replacement or refund for products not performing as stated on the datasheet
- Valid for 12 months from date of delivery
- Response to your inquiry within 24 hours
- We provide support in Chinese, English, French, German, Japanese and Spanish
- Extensive multi-media technical resources to help you
- We investigate all quality concerns to ensure our products perform to the highest standards

If the product does not perform as described on this datasheet, we will offer a refund or replacement. For full details of the Abpromise, please visit <https://www.abcam.co.jp/abpromise> or contact our technical team.

### Terms and conditions

---

- Guarantee only valid for products bought direct from Abcam or one of our authorized distributors