

Anti-Angiopoietin-like 4/ANGPTL4 antibody ab196746

★★★★☆ [1 Abreviews](#) [17 References](#) [画像数 4](#)

製品の概要

製品名	Anti-Angiopoietin-like 4/ANGPTL4 antibody
製品の詳細	Rabbit polyclonal to Angiopoietin-like 4/ANGPTL4
由来種	Rabbit
アプリケーション	適用あり: ICC/IF, IHC-P, WB
種交差性	交差種: Mouse, Rat, Human
免疫原	Recombinant full length protein corresponding to Human Angiopoietin-like 4/ANGPTL4 (internal sequence). Database link: Q9BY76
ポジティブ・コントロール	Skeletal Muscle (Mouse) Whole Cell Lysate (ab3869) can be used as a positive control in WB. Mouse skeletal muscle extract; Rat lung and Human esophageal cancer tissues; A549 cells.
特記事項	<p>The Life Science industry has been in the grips of a reproducibility crisis for a number of years. Abcam is leading the way in addressing this with our range of recombinant monoclonal antibodies and knockout edited cell lines for gold-standard validation. Please check that this product meets your needs before purchasing.</p> <p>If you have any questions, special requirements or concerns, please send us an inquiry and/or contact our Support team ahead of purchase. Recommended alternatives for this product can be found below, along with publications, customer reviews and Q&As</p>

製品の特性

製品の状態	Liquid
保存方法	Shipped at 4°C. Store at +4°C short term (1-2 weeks). Upon delivery aliquot. Store at -20°C long term. Avoid freeze / thaw cycle.
バッファー	pH: 7.40 Preservative: 0.02% Sodium azide Constituents: 50% Glycerol, 49% PBS, 0.87% Sodium chloride PBS without Mg ²⁺ and Ca ²⁺ .
精製度	Immunogen affinity purified
ポリ/モノ	ポリクローナル
アイソタイプ	IgG

アプリケーション

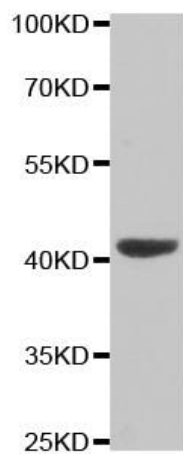
The Abpromise guarantee **Abpromise保証は、**次のテスト済みアプリケーションにおけるab196746の使用に適用されず
アプリケーションノートには、推奨の開始希釈率がありますが、適切な希釈率につきましてはご検討ください。

アプリケーション	Abreviews	特記事項
ICC/IF		1/50 - 1/200.
IHC-P		1/50 - 1/200.
WB		1/500 - 1/2000. Predicted molecular weight: 45 kDa.

ターゲット情報

機能	Protein with hypoxia-induced expression in endothelial cells. May act as a regulator of angiogenesis and modulate tumorigenesis. Inhibits proliferation, migration, and tubule formation of endothelial cells and reduces vascular leakage. May exert a protective function on endothelial cells through an endocrine action. It is directly involved in regulating glucose homeostasis, lipid metabolism, and insulin sensitivity. In response to hypoxia, the unprocessed form of the protein accumulates in the subendothelial extracellular matrix (ECM). The matrix-associated and immobilized unprocessed form limits the formation of actin stress fibers and focal contacts in the adhering endothelial cells and inhibits their adhesion. It also decreases motility of endothelial cells and inhibits the sprouting and tube formation.
組織特異性	Expressed at high levels in the placenta, heart, liver, muscle, pancreas and lung but expressed poorly in the brain and kidney.
配列類似性	Contains 1 fibrinogen C-terminal domain.
翻訳後修飾	N-glycosylated.
細胞内局在	Secreted. Secreted > extracellular space > extracellular matrix. The unprocessed form interacts with the extracellular matrix. This may constitute a dynamic reservoir, a regulatory mechanism of the bioavailability of ANGPTL4.

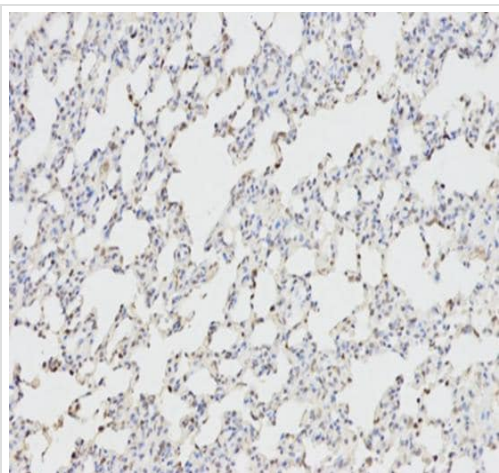
画像



Western blot - Anti-Angiopoietin-like 4/ANGPTL4 antibody (ab196746)

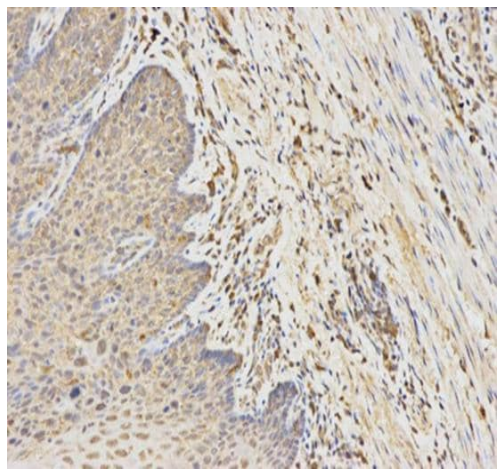
Anti-Angiopoietin-like 4/ANGPTL4 antibody (ab196746) at 1/500 dilution + Mouse skeletal muscle extract

Predicted band size: 45 kDa



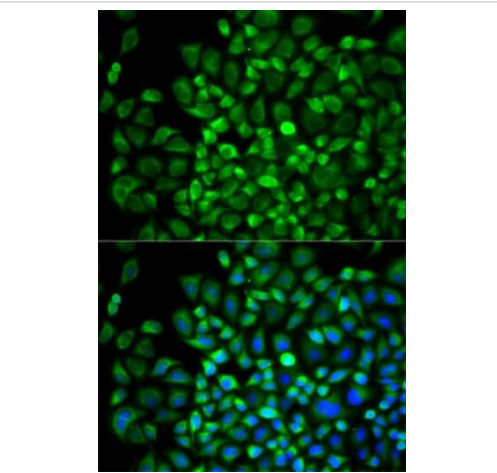
Immunohistochemistry (Formalin/PFA-fixed paraffin-embedded sections) - Anti-Angiopoietin-like 4/ANGPTL4 antibody (ab196746)

Immunohistochemical analysis of paraffin-embedded rat lung tissue labeling Angiopoietin-like 4/ANGPTL4 with ab196746 at 1/100 dilution.



Immunohistochemical analysis of paraffin-embedded Human esophageal cancer tissue labeling Angiopoietin-like 4/ANGPTL4 with ab196746 at 1/100 dilution.

Immunohistochemistry (Formalin/PFA-fixed paraffin-embedded sections) - Anti-Angiopoietin-like 4/ANGPTL4 antibody (ab196746)



Immunofluorescent analysis of A549 cells labeling Angiopoietin-like 4/ANGPTL4 with ab196746 at 1/50 dilution. Blue: DAPI for nuclear staining.

Immunocytochemistry/ Immunofluorescence - Anti-Angiopoietin-like 4/ANGPTL4 antibody (ab196746)

Please note: All products are "FOR RESEARCH USE ONLY. NOT FOR USE IN DIAGNOSTIC PROCEDURES"

Our Abpromise to you: Quality guaranteed and expert technical support

- Replacement or refund for products not performing as stated on the datasheet
- Valid for 12 months from date of delivery
- Response to your inquiry within 24 hours
- We provide support in Chinese, English, French, German, Japanese and Spanish
- Extensive multi-media technical resources to help you

- We investigate all quality concerns to ensure our products perform to the highest standards

If the product does not perform as described on this datasheet, we will offer a refund or replacement. For full details of the Abpromise, please visit <https://www.abcam.co.jp/abpromise> or contact our technical team.

Terms and conditions

- Guarantee only valid for products bought direct from Abcam or one of our authorized distributors