

Anti-alpha 1 Spectrin antibody [EPR9299] ab154811

リコンビナント RabMAb

画像数 8

製品の概要

製品名	Anti-alpha 1 Spectrin antibody [EPR9299]
製品の詳細	Rabbit monoclonal [EPR9299] to alpha 1 Spectrin
由来種	Rabbit
アプリケーション	適用あり: WB, IHC-P 適用なし: Flow Cyt, ICC/IF or IP
種交差性	交差種: Human
免疫原	Synthetic peptide within Human alpha 1 Spectrin. The exact sequence is proprietary.
ポジティブ・コントロール	K562 and TF-1 cell lysates; Human lung and stomach tissues
特記事項	<p>This product is a recombinant monoclonal antibody, which offers several advantages including:</p> <ul style="list-style-type: none"> - High batch-to-batch consistency and reproducibility - Improved sensitivity and specificity - Long-term security of supply - Animal-free production <p>For more information see here.</p> <p>Our RabMAb[®] technology is a patented hybridoma-based technology for making rabbit monoclonal antibodies. For details on our patents, please refer to RabMAb[®] patents.</p> <p>Mouse, Rat: We have preliminary internal testing data to indicate this antibody may not react with these species. Please contact us for more information.</p>

製品の特性

製品の状態	Liquid
保存方法	Shipped at 4°C. Store at -20°C.
バッファー	pH: 7.2 Preservative: 0.01% Sodium azide Constituents: 59% PBS, 40% Glycerol (glycerin, glycerine), 0.5% BSA
精製度	Protein A purified
ポリ/モノ	モノクローナル
クローン名	EPR9299

アプリケーション

The Abpromise guarantee Abpromise保証は、 次のテスト済みアプリケーションにおけるab154811の使用に適用されます
アプリケーションノートには、推奨の開始希釈率がありますが、適切な希釈率につきましてはご検討ください。

アプリケーション	Abreviews	特記事項
WB		1/1000 - 1/10000. Predicted molecular weight: 280 kDa.
IHC-P		1/250 - 1/500. Perform heat mediated antigen retrieval with citrate buffer pH 6 before commencing with IHC staining protocol.

追加情報

Is unsuitable for Flow Cyt, ICC/IF or IP.

ターゲット情報

機能

Spectrin is the major constituent of the cytoskeletal network underlying the erythrocyte plasma membrane. It associates with band 4.1 and actin to form the cytoskeletal superstructure of the erythrocyte plasma membrane.

関連疾患

Defects in SPTA1 are the cause of elliptocytosis type 2 (EL2) [MIM:130600]. EL2 is a Rhesus-unlinked form of hereditary elliptocytosis, a genetically heterogeneous, autosomal dominant hematologic disorder. It is characterized by variable hemolytic anemia and elliptical or oval red cell shape.

Defects in SPTA1 are a cause of hereditary pyropoikilocytosis (HPP) [MIM:266140]. HPP is an autosomal recessive disorder characterized by hemolytic anemia, microspherocytosis, poikilocytosis, and an unusual thermal sensitivity of red cells.

Defects in SPTA1 are the cause of spherocytosis type 3 (SPH3) [MIM:270970]; also known as hereditary spherocytosis type 3 (HS3). Spherocytosis is a hematologic disorder leading to chronic hemolytic anemia and characterized by numerous abnormally shaped erythrocytes which are generally spheroidal. SPH3 is characterized by severe hemolytic anemia. Inheritance is autosomal recessive.

配列類似性

Belongs to the spectrin family.

Contains 3 EF-hand domains.

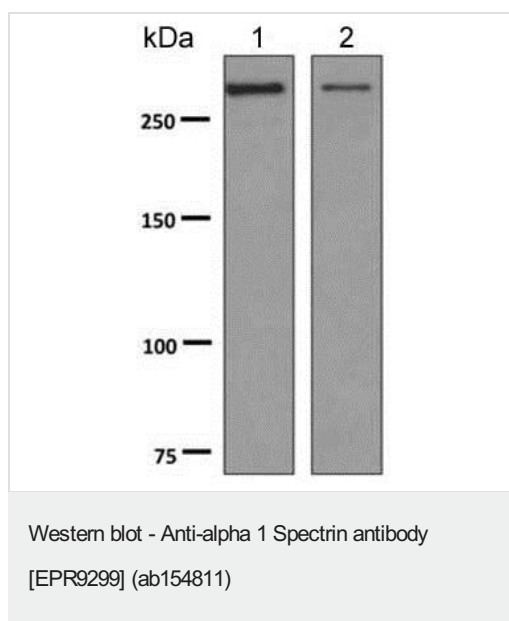
Contains 1 SH3 domain.

Contains 21 spectrin repeats.

細胞内局在

Cytoplasm > cytoskeleton. Cytoplasm > cell cortex.

画像



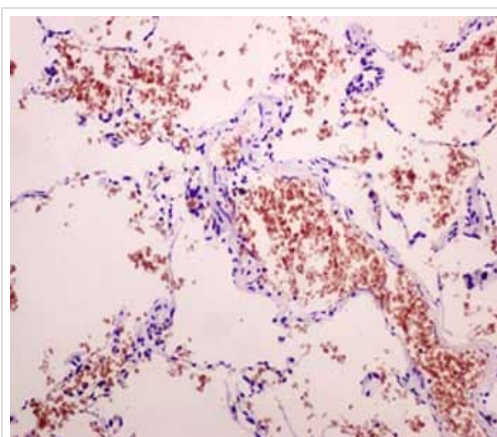
All lanes : Anti-alpha 1 Spectrin antibody [EPR9299] (ab154811) at 1/1000 dilution

Lane 1 : K562 cell lysate

Lane 2 : TF-1 cell lysate

Lysates/proteins at 10 µg per lane.

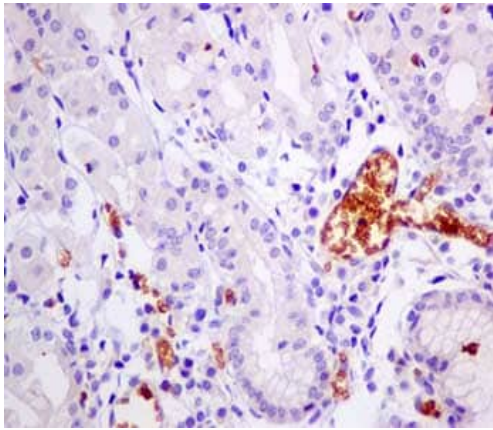
Predicted band size: 280 kDa



Immunohistochemistry (Formalin/PFA-fixed paraffin-embedded sections) - Anti-alpha 1 Spectrin antibody [EPR9299] (ab154811)

Immunohistochemical analysis of paraffin-embedded Human lung tissue labeling alpha 1 Spectrin with ab154811 at 1/250 dilution.

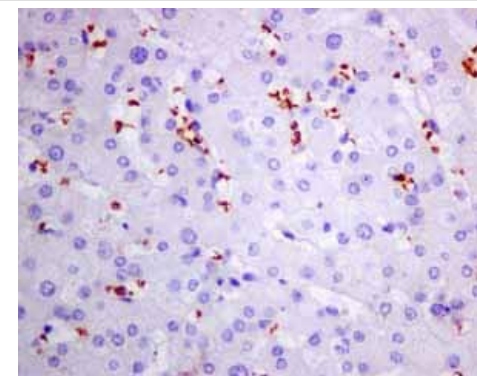
Perform heat mediated antigen retrieval with citrate buffer pH 6 before commencing with IHC staining protocol.



Immunohistochemistry (Formalin/PFA-fixed paraffin-embedded sections) - Anti-alpha 1 Spectrin antibody [EPR9299] (ab154811)

Immunohistochemical analysis of paraffin-embedded Human stomach tissue labeling alpha 1 Spectrin with ab154811 at 1/250 dilution.

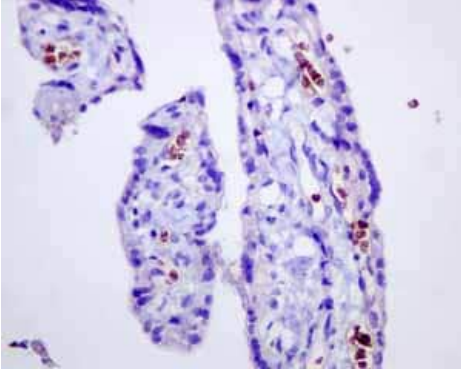
Perform heat mediated antigen retrieval with citrate buffer pH 6 before commencing with IHC staining protocol.



Immunohistochemistry (Formalin/PFA-fixed paraffin-embedded sections) - Anti-alpha 1 Spectrin antibody [EPR9299] (ab154811)

Immunohistochemical analysis of paraffin embedded Human normal liver, erythrocytes tissue using ab154811 showing +ve staining.

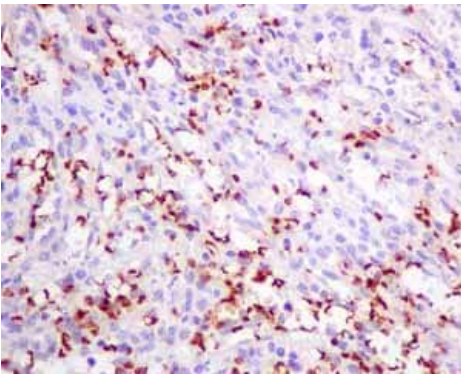
Perform heat mediated antigen retrieval with citrate buffer pH 6 before commencing with IHC staining protocol.



Immunohistochemistry (Formalin/PFA-fixed paraffin-embedded sections) - Anti-alpha 1 Spectrin antibody [EPR9299] (ab154811)

Immunohistochemical analysis of paraffin embedded Human placenta, erythrocytes tissue using ab154811 showing +ve staining.

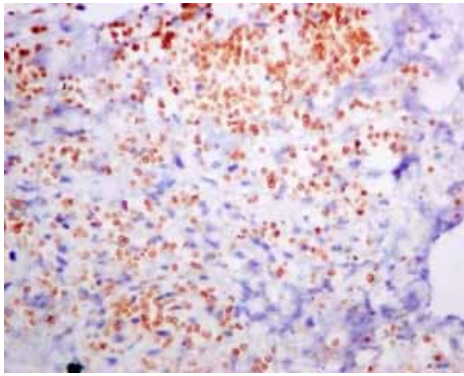
Perform heat mediated antigen retrieval with citrate buffer pH 6 before commencing with IHC staining protocol.



Immunohistochemistry (Formalin/PFA-fixed paraffin-embedded sections) - Anti-alpha 1 Spectrin antibody [EPR9299] (ab154811)

Immunohistochemical analysis of paraffin embedded Human normal spleen, erythrocytes tissue using ab154811 showing +ve staining.

Perform heat mediated antigen retrieval with citrate buffer pH 6 before commencing with IHC staining protocol.

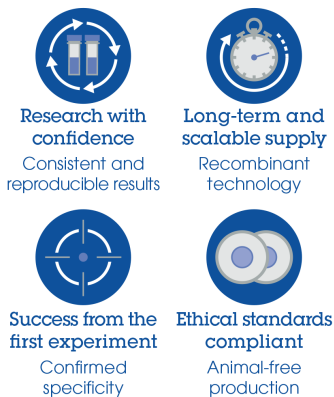


Immunohistochemical analysis of paraffin embedded Human normal uterus, erythrocytes tissue using ab154811 showing +ve staining.

Perform heat mediated antigen retrieval with citrate buffer pH 6 before commencing with IHC staining protocol.

Immunohistochemistry (Formalin/PFA-fixed paraffin-embedded sections) - Anti-alpha 1 Spectrin antibody [EPR9299] (ab154811)

Why choose a recombinant antibody?



Anti-alpha 1 Spectrin antibody [EPR9299]
(ab154811)

Please note: All products are "FOR RESEARCH USE ONLY. NOT FOR USE IN DIAGNOSTIC PROCEDURES"

Our Abpromise to you: Quality guaranteed and expert technical support

- Replacement or refund for products not performing as stated on the datasheet
- Valid for 12 months from date of delivery
- Response to your inquiry within 24 hours
- We provide support in Chinese, English, French, German, Japanese and Spanish
- Extensive multi-media technical resources to help you
- We investigate all quality concerns to ensure our products perform to the highest standards

If the product does not perform as described on this datasheet, we will offer a refund or replacement. For full details of the Abpromise, please visit <https://www.abcam.co.jp/abpromise> or contact our technical team.

Terms and conditions

-
- Guarantee only valid for products bought direct from Abcam or one of our authorized distributors