

### Alexa Fluor® 647 Anti-Brd4 antibody [EPR5150(2)] ab197608

リコンビナント **RabMAb**

画像数 3

#### 製品の概要

製品名	Alexa Fluor® 647 Anti-Brd4 antibody [EPR5150(2)]
製品の詳細	Alexa Fluor® 647 Rabbit monoclonal [EPR5150(2)] to Brd4
由来種	Rabbit
標識	Alexa Fluor® 647. Ex: 652nm, Em: 668nm
アプリケーション	<b>適用あり:</b> ICC/IF, Flow Cyt (Intra)
種交差性	<b>交差種:</b> Human
免疫原	Synthetic peptide. This information is proprietary to Abcam and/or its suppliers.
ポジティブ・コントロール	ICC/IF: SW480 cells. Flow Cyt (intra): SW480 cells.
特記事項	<p>This product is a recombinant monoclonal antibody, which offers several advantages including:</p> <ul style="list-style-type: none"> <li>- High batch-to-batch consistency and reproducibility</li> <li>- Improved sensitivity and specificity</li> <li>- Long-term security of supply</li> <li>- Animal-free production</li> </ul> <p>For more information <a href="#">see here</a>.</p> <p>Our RabMAb® technology is a patented hybridoma-based technology for making rabbit monoclonal antibodies. For details on our patents, please refer to <a href="#">RabMAb® patents</a>.</p> <p>Alexa Fluor® is a registered trademark of Molecular Probes, Inc, a Thermo Fisher Scientific Company. The Alexa Fluor® dye included in this product is provided under an intellectual property license from Life Technologies Corporation. As this product contains the Alexa Fluor® dye, the purchase of this product conveys to the buyer the non-transferable right to use the purchased product and components of the product only in research conducted by the buyer (whether the buyer is an academic or for-profit entity). As this product contains the Alexa Fluor® dye the sale of this product is expressly conditioned on the buyer not using the product or its components, or any materials made using the product or its components, in any activity to generate revenue, which may include, but is not limited to use of the product or its components: (i) in manufacturing; (ii) to provide a service, information, or data in return for payment (iii) for therapeutic, diagnostic or prophylactic purposes; or (iv) for resale, regardless of whether they are sold for use in research. For information on purchasing a license to this product for purposes other than research, contact Life Technologies Corporation, 5781 Van Allen Way, Carlsbad, CA 92008 USA or <a href="mailto:outlicensing@thermofisher.com">outlicensing@thermofisher.com</a>.</p>

## 製品の特性

### 製品の状態

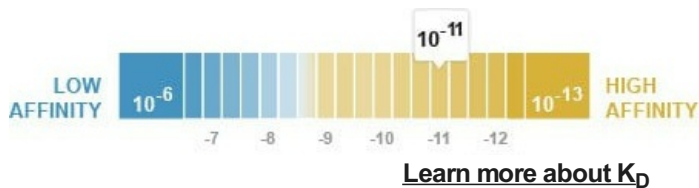
Liquid

### 保存方法

Shipped at 4°C. Store at +4°C short term (1-2 weeks). Upon delivery aliquot. Store at -20°C. Avoid freeze / thaw cycle. Store In the Dark.

### 解離定数 ( $K_D$ 値)

$K_D = 3.20 \times 10^{-11}$  M



### バッファー

pH: 7.40

Preservative: 0.02% Sodium azide

Constituents: PBS, 30% Glycerol (glycerin, glycerine), 1% BSA

### 精製度

Protein A purified

### ポリ/モノ

モノクローナル

### クローン名

EPR5150(2)

### アイソタイプ

IgG

## アプリケーション

### The Abpromise guarantee

**Abpromise保証は、次のテスト済みアプリケーションにおけるab197608の使用に適用されます**

アプリケーションノートには、推奨の開始希釈率がありますが、適切な希釈率につきましてはご検討ください。

アプリケーション	Abreviews	特記事項
ICC/IF		1/100.
Flow Cyt (Intra)		1/50. <b>ab199093</b> - Rabbit monoclonal IgG (Alexa Fluor&reg; 647), is suitable for use as an isotype control with this antibody.

## ターゲット情報

### 機能

Plays a role in a process governing chromosomal dynamics during mitosis.

### 組織特異性

Ubiquitously expressed.

### 関連疾患

Note=A chromosomal aberration involving BRD4 is found in a rare, aggressive, and lethal carcinoma arising in midline organs of young people. Translocation t(15;19)(q14;p13) with NUT which produces a BRD4-NUT fusion protein.

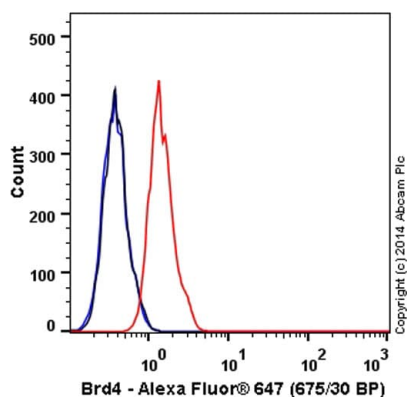
### 配列類似性

Contains 2 bromo domains.

### 細胞内局在

Nucleus.

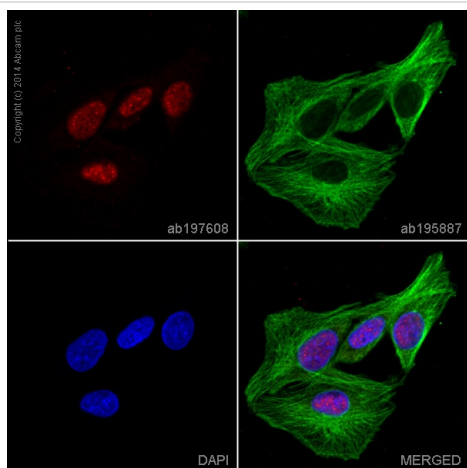
## 画像



Flow Cytometry (Intracellular) - Alexa Fluor® 647  
Anti-Brd4 antibody [EPR5150(2)] (ab197608)

Overlay histogram showing SW480 cells stained with ab197608 (red line). The cells were fixed with 80% methanol (5 min) and then permeabilized with 0.1% PBS-Tween for 20 min. The cells were then incubated in 1x PBS / 10% normal goat serum / 0.3M glycine to block non-specific protein-protein interactions followed by the antibody (ab197608, 1/50 dilution) for 30 min at 22°C. Isotype control antibody (black line) was rabbit IgG (monoclonal) Alexa Fluor® 647 used at the same concentration and conditions as the primary antibody. Unlabelled sample (blue line) was also used as a control.

Acquisition of >5,000 events were collected using a solid-state 25mW red diode laser (635 nm) and 675/30 bandpass filter.



Immunocytochemistry/ Immunofluorescence - Alexa  
Fluor® 647 Anti-Brd4 antibody [EPR5150(2)]  
(ab197608)

ab197608 staining Brd4 in SW480 cells. The cells were fixed with 100% methanol (5 min), permeabilised in 0.1% Triton X-100 for 5 minutes and then blocked in 1% BSA/10% normal goat serum/0.3M glycine in 0.1%PBS-Tween for 1h. The cells were then incubated with ab197608 at 1/100 dilution (shown in red) and ab195887, Mouse monoclonal [DM1A] to alpha Tubulin (Alexa Fluor® 488, shown in green) at 1/167 dilution overnight at +4°C. Nuclear DNA was labelled in blue with DAPI.

Image was taken with a confocal microscope (Leica-Microsystems, TCS SP8).

### Why choose a recombinant antibody?



**Research with confidence**  
Consistent and reproducible results



**Long-term and scalable supply**  
Recombinant technology



**Success from the first experiment**  
Confirmed specificity



**Ethical standards compliant**  
Animal-free production

Alexa Fluor® 647 Anti-Brd4 antibody [EPR5150(2)]  
(ab197608)

**Please note:** All products are "FOR RESEARCH USE ONLY. NOT FOR USE IN DIAGNOSTIC PROCEDURES"

### **Our Abpromise to you: Quality guaranteed and expert technical support**

---

- Replacement or refund for products not performing as stated on the datasheet
- Valid for 12 months from date of delivery
- Response to your inquiry within 24 hours
- We provide support in Chinese, English, French, German, Japanese and Spanish
- Extensive multi-media technical resources to help you
- We investigate all quality concerns to ensure our products perform to the highest standards

If the product does not perform as described on this datasheet, we will offer a refund or replacement. For full details of the Abpromise, please visit <https://www.abcam.co.jp/abpromise> or contact our technical team.

### **Terms and conditions**

---

- Guarantee only valid for products bought direct from Abcam or one of our authorized distributors