

Alexa Fluor® 594 Anti-Cytokeratin 7 antibody [EPR1619Y] - Cytoskeleton Marker ab203427

リコンビナント RabMAb

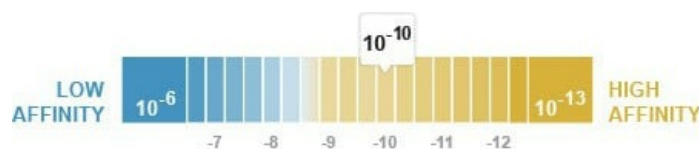
画像数 2

製品の概要

製品名	Alexa Fluor® 594 Anti-Cytokeratin 7 antibody [EPR1619Y] - Cytoskeleton Marker
製品の詳細	Alexa Fluor® 594 Rabbit monoclonal [EPR1619Y] to Cytokeratin 7 - Cytoskeleton Marker
由来種	Rabbit
標識	Alexa Fluor® 594. Ex: 590nm, Em: 617nm
アプリケーション	適用あり: ICC/IF
種交差性	交差種: Human
免疫原	Synthetic peptide. This information is proprietary to Abcam and/or its suppliers.
ポジティブ・コントロール	ICC/IF: T47D cells.
特記事項	<p>This product is a recombinant monoclonal antibody, which offers several advantages including:</p> <ul style="list-style-type: none"> - High batch-to-batch consistency and reproducibility - Improved sensitivity and specificity - Long-term security of supply - Animal-free production <p>For more information see here.</p> <p>Our RabMAb® technology is a patented hybridoma-based technology for making rabbit monoclonal antibodies. For details on our patents, please refer to RabMAb® patents.</p>

製品の特性

製品の状態	Liquid
保存方法	Shipped at 4°C. Store at +4°C short term (1-2 weeks). Upon delivery aliquot. Store at -20°C. Avoid freeze / thaw cycle. Store In the Dark.
解離定数 (K _D 値)	K _D = 2.10 x 10 ⁻¹⁰ M



[Learn more about K_D](#)

バッファー	pH: 7.40 Preservative: 0.02% Sodium azide Constituents: PBS, 30% Glycerol (glycerin, glycerine), 1% BSA
精製度	Protein A purified
ポリ/モノ	モノクローナル
クローン名	EPR1619Y
アイソタイプ	IgG

アプリケーション

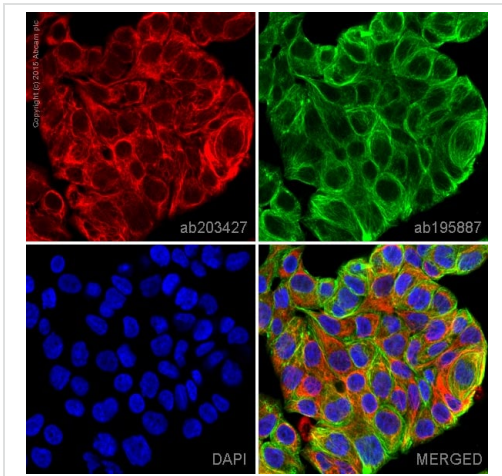
The Abpromise guarantee Abpromise保証は、次のテスト済みアプリケーションにおけるab203427の使用に適用されます
アプリケーションノートには、推奨の開始希釈率がありますが、適切な希釈率につきましてはご検討ください。

アプリケーション	Abreviews	特記事項
ICC/IF		1/100.

ターゲット情報

機能	Blocks interferon-dependent interphase and stimulates DNA synthesis in cells. Involved in the translational regulation of the human papillomavirus type 16 E7 mRNA (HPV16 E7).
組織特異性	Expressed in cultured epidermal, bronchial and mesothelial cells but absent in colon, ectocervix and liver. Observed throughout the glandular cells in the junction between stomach and esophagus but is absent in the esophagus.
配列類似性	Belongs to the intermediate filament family.
翻訳後修飾	Arg-20 is dimethylated, probably to asymmetric dimethylarginine.
細胞内局在	Cytoplasm.

画像







Immunocytochemistry/ Immunofluorescence - Alexa Fluor® 594 Anti-Cytokeratin 7 antibody [EPR1619Y] - Cytoskeleton Marker (ab203427)

ab203427 staining Cytokeratin 7 in T47D cells. The cells were fixed with 4% formaldehyde (10 min), permeabilized with 0.1% Triton X-100 for 5 minutes and then blocked with 1% BSA/10% normal goat serum/0.3M glycine in 0.1% PBS-Tween for 1h. The cells were then incubated overnight at +4°C with ab203427 at 1/100 dilution (shown in red) and **ab195887**, Mouse monoclonal to alpha Tubulin (Alexa Fluor® 488), at 1/250 dilution (shown in green). Nuclear DNA was labelled with DAPI (shown in blue).

Image was taken with a confocal microscope (Leica-Microsystems, TCS SP8).

This product also gave a positive signal under the same testing conditions in T47D cells fixed with 100% methanol (5 min).

Why choose a recombinant antibody?

 <p>Research with confidence Consistent and reproducible results</p>	 <p>Long-term and scalable supply Recombinant technology</p>
 <p>Success from the first experiment Confirmed specificity</p>	 <p>Ethical standards compliant Animal-free production</p>

Alexa Fluor® 594 Anti-Cytokeratin 7 antibody [EPR1619Y] - Cytoskeleton Marker (ab203427)

Please note: All products are "FOR RESEARCH USE ONLY. NOT FOR USE IN DIAGNOSTIC PROCEDURES"

Our Abpromise to you: Quality guaranteed and expert technical support

- Replacement or refund for products not performing as stated on the datasheet
- Valid for 12 months from date of delivery
- Response to your inquiry within 24 hours
- We provide support in Chinese, English, French, German, Japanese and Spanish
- Extensive multi-media technical resources to help you
- We investigate all quality concerns to ensure our products perform to the highest standards

If the product does not perform as described on this datasheet, we will offer a refund or replacement. For full details of the Abpromise, please visit <https://www.abcam.co.jp/abpromise> or contact our technical team.

Terms and conditions

- Guarantee only valid for products bought direct from Abcam or one of our authorized distributors