


### Alexa Fluor® 488 Anti-Integrin alpha 2 antibody [EPR17338] - C-terminal ab208770

KO 評価済 リコンビナント RabMAb

画像数 3

#### 製品の概要

製品名	Alexa Fluor® 488 Anti-Integrin alpha 2 antibody [EPR17338] - C-terminal
製品の詳細	Alexa Fluor® 488 Rabbit monoclonal [EPR17338] to Integrin alpha 2 - C-terminal
由来種	Rabbit
標識	Alexa Fluor® 488. Ex: 495nm, Em: 519nm
アプリケーション	適用あり: ICC/IF
種交差性	交差種: Human 交差が予測される動物種: Mouse, Rat 
免疫原	Synthetic peptide. This information is proprietary to Abcam and/or its suppliers.
ポジティブ・コントロール	ICC/IF: A431 cells, HAP1-ITGA2 cells
特記事項	<p>This product is a recombinant monoclonal antibody, which offers several advantages including:</p> <ul style="list-style-type: none"> <li>- High batch-to-batch consistency and reproducibility</li> <li>- Improved sensitivity and specificity</li> <li>- Long-term security of supply</li> <li>- Animal-free production</li> </ul> <p>For more information <a href="#">see here</a>.</p> <p>Our RabMAb® technology is a patented hybridoma-based technology for making rabbit monoclonal antibodies. For details on our patents, please refer to <a href="#">RabMAb® patents</a>.</p> <p>Alexa Fluor® is a registered trademark of Molecular Probes, Inc, a Thermo Fisher Scientific Company. The Alexa Fluor® dye included in this product is provided under an intellectual property license from Life Technologies Corporation. As this product contains the Alexa Fluor® dye, the purchase of this product conveys to the buyer the non-transferable right to use the purchased product and components of the product only in research conducted by the buyer (whether the buyer is an academic or for-profit entity). As this product contains the Alexa Fluor® dye the sale of this product is expressly conditioned on the buyer not using the product or its components, or any materials made using the product or its components, in any activity to generate revenue, which may include, but is not limited to use of the product or its components: in manufacturing; (ii) to provide a service, information, or data in return for payment (iii) for therapeutic, diagnostic or prophylactic purposes; or (iv) for resale, regardless of whether they are sold for use in research. For information on purchasing a license to this product for purposes other than research, contact Life Technologies Corporation, 5781 Van Allen Way, Carlsbad, CA 92008 USA or</p>

## 製品の特性

製品の状態	Liquid
保存方法	Shipped at 4°C. Store at +4°C short term (1-2 weeks). Upon delivery aliquot. Store at -20°C. Avoid freeze / thaw cycle. Store In the Dark.
バッファー	pH: 7.40 Preservative: 0.02% Sodium azide Constituents: 30% Glycerol (glycerin, glycerine), 1% BSA, PBS
精製度	Protein A purified
ポリ/モノ	モノクローナル
クローン名	EPR17338
アイソタイプ	IgG

## アプリケーション

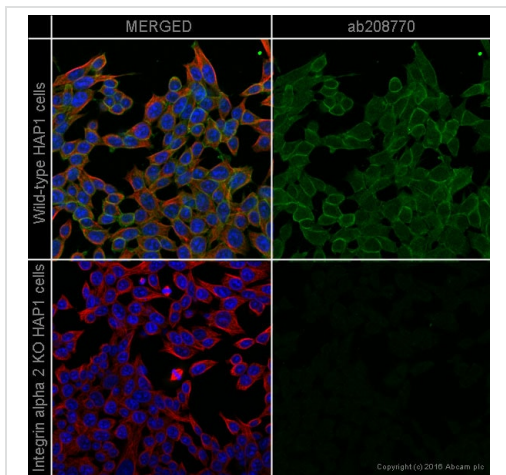
**The Abpromise guarantee**      **Abpromise保証は、次のテスト済みアプリケーションにおけるab208770の使用に適用されます**  
アプリケーションノートには、推奨の開始希釈率がありますが、適切な希釈率につきましてはご検討ください。

アプリケーション	Abreviews	特記事項
ICC/IF		1/50 - 1/100. This product gave a positive signal in A431 and HAP1-ITGAs cells fixed with 4% formaldehyde (10 min) and 100% methanol (5 min)

## ターゲット情報

機能	Integrin alpha-2/beta-1 is a receptor for laminin, collagen, collagen C-propeptides, fibronectin and E-cadherin. It recognizes the proline-hydroxylated sequence G-F-P-G-E-R in collagen. It is responsible for adhesion of platelets and other cells to collagens, modulation of collagen and collagenase gene expression, force generation and organization of newly synthesized extracellular matrix.
配列類似性	Belongs to the integrin alpha chain family. Contains 7 FG-GAP repeats. Contains 1 VWFA domain.
ドメイン	The integrin I-domain (insert) is a VWFA domain. Integrins with I-domains do not undergo protease cleavage.
細胞内局在	Membrane.

## 画像

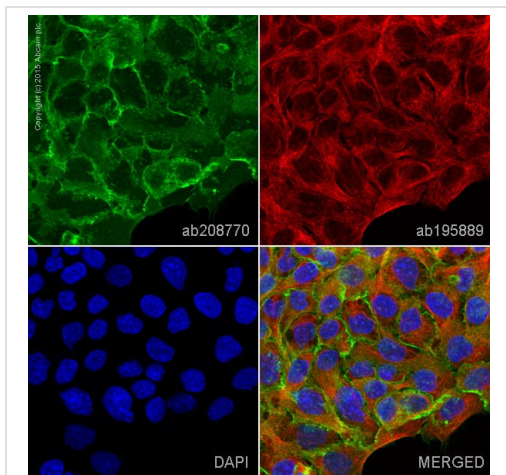


Immunocytochemistry/ Immunofluorescence - Alexa Fluor® 488 Anti-Integrin alpha 2 antibody [EPR17338] - C-terminal (ab208770)

ab208770 staining Integrin  $\alpha 2$  in wild-type HAP1 cells (top panel) and knockout Integrin  $\alpha 2$  HAP1 cells (bottom panel). The cells were fixed with 100% methanol (5min), permeabilized with 0.1% Triton X-100 for 5 minutes and then blocked with 1% BSA/10% normal goat serum/0.3M glycine in 0.1% PBS-Tween for 1h. The cells were then incubated with ab208770 at 1/100 dilution (shown in green) and **ab7291** at 1  $\mu\text{g/ml}$  concentration overnight at +4°C, followed by a further incubation at room temperature for 1h with a goat secondary antibody to Mouse IgG (Alexa Fluor® 647) (**ab150119**) at 2  $\mu\text{g/ml}$  (shown in red). Nuclear DNA was labelled in blue with DAPI.

This product also gave a positive signal under the same testing conditions in HAP1 cells fixed with 4% formaldehyde (10 min).

Image was taken with a confocal microscope (Leica-Microsystems, TCS SP8)



Immunocytochemistry/ Immunofluorescence - Alexa Fluor® 488 Anti-Integrin alpha 2 antibody [EPR17338] - C-terminal (ab208770)

ab208770 staining Integrin alpha 2 in A431 cells. The cells were fixed with 100% methanol (5 min), permeabilized with 0.1% Triton X-100 for 5 minutes and then blocked with 1% BSA/10% normal goat serum/0.3M glycine in 0.1% PBS-Tween for 1h. The cells were then incubated overnight at +4°C with ab208770 at a 1/50 dilution (shown in green) and **ab195889**, Mouse monoclonal to alpha Tubulin (Alexa Fluor® 594), at a 1/250 dilution (shown in red). Nuclear DNA was labelled with DAPI (shown in blue).

Image was taken with a confocal microscope (Leica-Microsystems, TCS SP8).

This product also gave a positive signal under the same testing conditions in A431 cells fixed with 4% formaldehyde (10 min).

### Why choose a recombinant antibody?



**Research with confidence**  
Consistent and reproducible results



**Long-term and scalable supply**  
Recombinant technology



**Success from the first experiment**  
Confirmed specificity



**Ethical standards compliant**  
Animal-free production

Alexa Fluor® 488 Anti-Integrin alpha 2 antibody  
[EPR17338] - C-terminal (ab208770)

**Please note:** All products are "FOR RESEARCH USE ONLY. NOT FOR USE IN DIAGNOSTIC PROCEDURES"

### Our Abpromise to you: Quality guaranteed and expert technical support

---

- Replacement or refund for products not performing as stated on the datasheet
- Valid for 12 months from date of delivery
- Response to your inquiry within 24 hours
- We provide support in Chinese, English, French, German, Japanese and Spanish
- Extensive multi-media technical resources to help you
- We investigate all quality concerns to ensure our products perform to the highest standards

If the product does not perform as described on this datasheet, we will offer a refund or replacement. For full details of the Abpromise, please visit <https://www.abcam.co.jp/abpromise> or contact our technical team.

### Terms and conditions

---

- Guarantee only valid for products bought direct from Abcam or one of our authorized distributors