


Alexa Fluor® 488 Anti-CDC42 antibody [EPR15620] ab214952

リコンビナント RabMAb®

画像数 2

製品の概要

製品名	Alexa Fluor® 488 Anti-CDC42 antibody [EPR15620]
製品の詳細	Alexa Fluor® 488 Rabbit monoclonal [EPR15620] to CDC42
由来種	Rabbit
標識	Alexa Fluor® 488. Ex: 495nm, Em: 519nm
アプリケーション	適用あり: ICC/IF
種交差性	交差種: Human 交差が予測される動物種: Mouse, Rat 
免疫原	Recombinant fragment within Human CDC42 aa 50 to the C-terminus. The exact immunogen sequence used to generate this antibody is proprietary information. If additional detail on the immunogen is needed to determine the suitability of the antibody for your needs, please contact our Scientific Support team to discuss your requirements. Database link: P60953

 [Run BLAST with](#)

 [Run BLAST with](#)

ポジティブ・コントロール ICC/IF: Jurkat cells

特記事項 This product is a recombinant monoclonal antibody, which offers several advantages including:

- High batch-to-batch consistency and reproducibility
- Improved sensitivity and specificity
- Long-term security of supply
- Animal-free production

For more information [see here](#).

Our RabMAb® technology is a patented hybridoma-based technology for making rabbit monoclonal antibodies. For details on our patents, please refer to [RabMAb® patents](#).

Alexa Fluor® is a registered trademark of Molecular Probes, Inc, a Thermo Fisher Scientific Company. The Alexa Fluor® dye included in this product is provided under an intellectual property license from Life Technologies Corporation. As this product contains the Alexa Fluor® dye, the purchase of this product conveys to the buyer the non-transferable right to use the purchased product and components of the product only in research conducted by the buyer (whether the buyer is an academic or for-profit entity). As this product contains the Alexa Fluor® dye the sale of this product is expressly conditioned on the buyer not using the product or its components, or any materials made using the product or its components, in any activity to generate revenue, which may include, but is not limited to use of the product or its components: in manufacturing; (ii) to provide a service, information, or data in return for payment (iii) for therapeutic, diagnostic or

prophylactic purposes; or (iv) for resale, regardless of whether they are sold for use in research. For information on purchasing a license to this product for purposes other than research, contact Life Technologies Corporation, 5781 Van Allen Way, Carlsbad, CA 92008 USA or outlicensing@thermofisher.com.

製品の特性

製品の状態	Liquid
保存方法	Shipped at 4°C. Store at +4°C short term (1-2 weeks). Upon delivery aliquot. Store at -20°C. Avoid freeze / thaw cycle. Store In the Dark.
バッファー	pH: 7.40 Preservative: 0.02% Sodium azide Constituents: 1% BSA, 30% Glycerol (glycerin, glycerine), PBS
精製度	Protein A purified
ポリ/モノ	モノクローナル
クローン名	EPR15620
アイソタイプ	IgG

アプリケーション

The Abpromise guarantee **Abpromise保証は、次のテスト済みアプリケーションにおけるab214952の使用に適用されます**
アプリケーションノートには、推奨の開始希釈率がありますが、適切な希釈率につきましてはご検討ください。

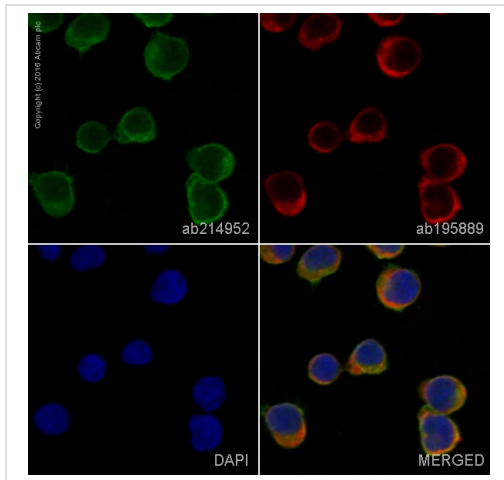
アプリケーション	Abreviews	特記事項
ICC/IF		1/1000. This product gave a positive signal in Jurkat cells fixed with 4% formaldehyde (10 min)

ターゲット情報

機能	Plasma membrane-associated small GTPase which cycles between an active GTP-bound and an inactive GDP-bound state. In active state binds to a variety of effector proteins to regulate cellular responses. Involved in epithelial cell polarization processes. Causes the formation of thin, actin-rich surface projections called filopodia.
配列類似性	Belongs to the small GTPase superfamily. Rho family. CDC42 subfamily.
翻訳後修飾	AMPylation at Tyr-32 and Thr-35 are mediated by bacterial enzymes in case of infection by <i>H.somnus</i> and <i>V.parahaemolyticus</i> , respectively. AMPylation occurs in the effector region and leads to inactivation of the GTPase activity by preventing the interaction with downstream effectors, thereby inhibiting actin assembly in infected cells. It is unclear whether some human enzyme mediates AMPylation; FICD has such ability in vitro but additional experiments remain to be done to confirm results in vivo.
細胞内局在	Cell membrane.
製品の状態	There are 2 isoforms produced by alternative splicing. Isoform 1 also known as: Brain; Isoform 2

also known as: Placental.

画像







ab214952 staining CDC42 in Jurkat cells. The cells were fixed with 4% formaldehyde (10 min), permeabilized with 0.1% Triton X-100 for 5 minutes and then blocked with 1% BSA/10% normal goat serum/0.3M glycine in 0.1% PBS-Tween for 1h. The cells were then incubated overnight at +4°C with ab214952 at 1/1000 dilution (shown in green) and **ab195889**, Mouse monoclonal to alpha Tubulin (Alexa Fluor® 594), at 1/250 dilution (shown in red). Nuclear DNA was labelled with DAPI (shown in blue).

Image was taken with a confocal microscope (Leica-Microsystems, TCS SP8).

Immunocytochemistry/ Immunofluorescence - Alexa Fluor® 488 Anti-CDC42 antibody [EPR15620] (ab214952)

Why choose a recombinant antibody?

 <p>Research with confidence Consistent and reproducible results</p>	 <p>Long-term and scalable supply Recombinant technology</p>
 <p>Success from the first experiment Confirmed specificity</p>	 <p>Ethical standards compliant Animal-free production</p>

Alexa Fluor® 488 Anti-CDC42 antibody [EPR15620] (ab214952)

Please note: All products are "FOR RESEARCH USE ONLY. NOT FOR USE IN DIAGNOSTIC PROCEDURES"

Our Abpromise to you: Quality guaranteed and expert technical support

- Replacement or refund for products not performing as stated on the datasheet
- Valid for 12 months from date of delivery
- Response to your inquiry within 24 hours
- We provide support in Chinese, English, French, German, Japanese and Spanish

- Extensive multi-media technical resources to help you
- We investigate all quality concerns to ensure our products perform to the highest standards

If the product does not perform as described on this datasheet, we will offer a refund or replacement. For full details of the Abpromise, please visit <https://www.abcam.co.jp/abpromise> or contact our technical team.

Terms and conditions

- Guarantee only valid for products bought direct from Abcam or one of our authorized distributors