


Anti-AKAP13/p47 antibody ab99377

2 References [画像数 2](#)

製品の概要

製品名	Anti-AKAP13/p47 antibody
製品の詳細	Rabbit polyclonal to AKAP13/p47
由来種	Rabbit
アプリケーション	適用あり: WB, IP
種交差性	交差種: Human 交差が予測される動物種: Chimpanzee, Gorilla, Orangutan 
免疫原	Synthetic peptide corresponding to Human AKAP13/p47 aa 2750-2850. NP_009131.2 Database link: Q12802
ポジティブ・コントロール	HeLa whole cell lysate (ab150035)
特記事項	<p>Immunoglobulin concentration was determined by extinction coefficient: absorbance at 280 nm of 1.4 equals 1.0 mg of IgG.</p> <p>The Life Science industry has been in the grips of a reproducibility crisis for a number of years. Abcam is leading the way in addressing this with our range of recombinant monoclonal antibodies and knockout edited cell lines for gold-standard validation. Please check that this product meets your needs before purchasing.</p> <p>If you have any questions, special requirements or concerns, please send us an inquiry and/or contact our Support team ahead of purchase. Recommended alternatives for this product can be found below, along with publications, customer reviews and Q&As</p>

製品の特性

製品の状態	Liquid
保存方法	Shipped at 4°C. Upon delivery aliquot and store at -20°C. Avoid freeze / thaw cycles.
バッファー	pH: 6.8 Preservative: 0.09% Sodium azide Constituents: 0.1% BSA, Tris buffered saline
精製度	Immunogen affinity purified
ポリ/モノ	ポリクローナル
アイソタイプ	IgG

アプリケーション

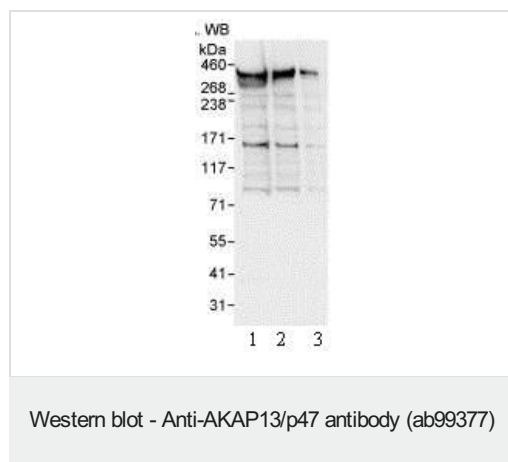
The Abpromise guarantee **Abpromise保証は、** 次のテスト済みアプリケーションにおけるab99377の使用に適用されます
アプリケーションノートには、推奨の開始希釈率がありますが、適切な希釈率につきましてはご検討ください。

アプリケーション	Abreviews	特記事項
WB		1/2000 - 1/10000. Predicted molecular weight: 308 kDa.
IP		Use at 2-5 µg/mg of lysate.

ターゲット情報

機能	Anchors cAMP-dependent protein kinase (PKA) and acts as an adapter protein to selectively couple G alpha-13 and Rho. Augments gene activation by the estrogen receptor in an element-specific and ligand-dependent manner. Activates estrogen receptor beta by a p38 MAPK-dependent pathway. Isoform 6 stimulates exchange activity on Rho proteins in vitro, but not on CDC42, Ras or Rac and may bind calcium ions.
組織特異性	Isoform 3 and isoform 6 are found in hematopoietic cells, skeletal muscle, lung, heart, estrogen-responsive reproductive tissues, including breast ductal epithelium. Also found in testis and breast cancer cell lines. Isoform 6 is not found in brain, placenta, liver, pancreas or kidney. Isoform 7 is expressed in myeloid and lymphoid lineages, a variety of epithelial tissues and skeletal muscle. Isoform 2 is predominantly found in the heart and at lower levels in the lung, placenta, kidney, pancreas, skeletal muscle and liver.
配列類似性	Contains 1 DH (DBL-homology) domain. Contains 1 PH domain. Contains 1 phorbol-ester/DAG-type zinc finger.
ドメイン	Both the DH and PH domains are required for transforming activity.
細胞内局在	Cytoplasm; Cytoplasm. Nucleus and Membrane.

画像



All lanes : Anti-AKAP13/p47 antibody (ab99377) at 0.04 µg/ml

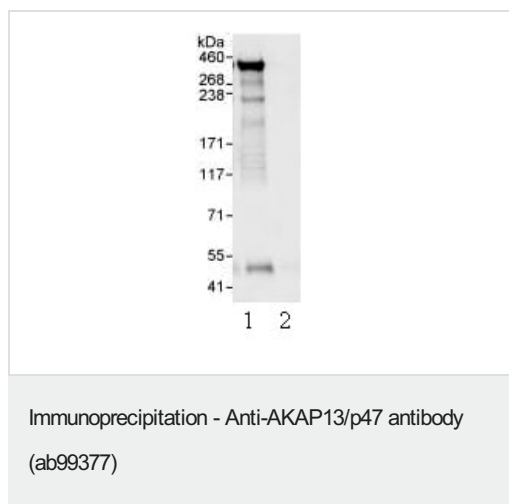
Lane 1 : HeLa whole cell lysate at 50 µg

Lane 2 : HeLa whole cell lysate at 15 µg

Lane 3 : HeLa whole cell lysate at 5 µg

Predicted band size: 308 kDa

Exposure time: 10 seconds



Lane 1 : Detection of Human AKAP13/p47 by Immunoprecipitation from HeLa Whole cell lysate (1 mg for IP, 20% of IP loaded) using 3µg/mg lysate ab99377 lane 2 : Control IgG

Please note: All products are "FOR RESEARCH USE ONLY. NOT FOR USE IN DIAGNOSTIC PROCEDURES"

Our Abpromise to you: Quality guaranteed and expert technical support

- Replacement or refund for products not performing as stated on the datasheet
- Valid for 12 months from date of delivery
- Response to your inquiry within 24 hours
- We provide support in Chinese, English, French, German, Japanese and Spanish
- Extensive multi-media technical resources to help you
- We investigate all quality concerns to ensure our products perform to the highest standards

If the product does not perform as described on this datasheet, we will offer a refund or replacement. For full details of the Abpromise, please visit <https://www.abcam.co.jp/abpromise> or contact our technical team.

Terms and conditions

- Guarantee only valid for products bought direct from Abcam or one of our authorized distributors