



Anti-ADH5 antibody ab175406

1 References [画像数 4](#)

製品の概要

製品名	Anti-ADH5 antibody
製品の詳細	Rabbit polyclonal to ADH5
由来種	Rabbit
アプリケーション	適用あり: ICC/IF, IHC-P, WB
種交差性	交差種: Mouse, Rat, Human 交差が予測される動物種: Rabbit, Horse, Cow 
免疫原	Recombinant full length protein corresponding to Human ADH5 aa 1-374. Sequence: MANEVIKCKAAVAWEAGKPLSIEEIEVAPPKAHEVRIKIIAT AVCHTDAY TLSGADPEGCFPVILGHEGAGIVESVGEGVTCLKAGDTV IPL YIPQCGEC KFCLNPKTNLCQKIRVTQKGLMPDGTSRFTCKGKILHYMG TSTFSEYT VVADISVAKIDPLAPLDKVCLLGGGISTGYGAAVNTAKLEPG SVCVAVFGL GGVGLAVIMGCKVAGASRIIGVDINKDKFARAKEFGATECIN PQDFSKPI QEVLIEMTDGGVDYSFECIGNVKVMRAALEACHKGWGVSVVV GVAASGEE IATRPFLVLTGRTWKGTAFGGWKSVEVPKLVSEYMSKKIKV DEFVTHNL SFDEINKAFELMHSGKSIRTVVKI Database link: P11766  Run BLAST with  Run BLAST with
ポジティブ・コントロール	Kidney cell line extract.
特記事項	<p>The Life Science industry has been in the grips of a reproducibility crisis for a number of years. Abcam is leading the way in addressing this with our range of recombinant monoclonal antibodies and knockout edited cell lines for gold-standard validation. Please check that this product meets your needs before purchasing.</p> <p>If you have any questions, special requirements or concerns, please send us an inquiry and/or contact our Support team ahead of purchase. Recommended alternatives for this product can be found below, along with publications, customer reviews and Q&As</p>

製品の特性

製品の状態	Liquid
保存方法	Shipped at 4°C. Store at +4°C short term (1-2 weeks). Upon delivery aliquot. Store at -20°C long term. Avoid freeze / thaw cycle.
バッファー	pH: 7.30 Preservative: 0.02% Sodium azide Constituents: 49% PBS, 50% Glycerol
精製度	Immunogen affinity purified
ポリ/モノ	ポリクローナル
アイソタイプ	IgG

アプリケーション

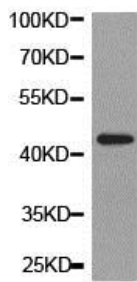
The Abpromise guarantee **Abpromise保証は、次のテスト済みアプリケーションにおけるab175406の使用に適用されず**
アプリケーションノートには、推奨の開始希釈率がありますが、適切な希釈率につきましてはご検討ください。

アプリケーション	Abreviews	特記事項
ICC/IF		Use at an assay dependent concentration.
IHC-P		1/50 - 1/200.
WB		1/500 - 1/2000. Predicted molecular weight: 40 kDa.

ターゲット情報

機能	Class-III ADH is remarkably ineffective in oxidizing ethanol, but it readily catalyzes the oxidation of long-chain primary alcohols and the oxidation of S-(hydroxymethyl) glutathione.
配列類似性	Belongs to the zinc-containing alcohol dehydrogenase family. Class-III subfamily.
細胞内局在	Cytoplasm.

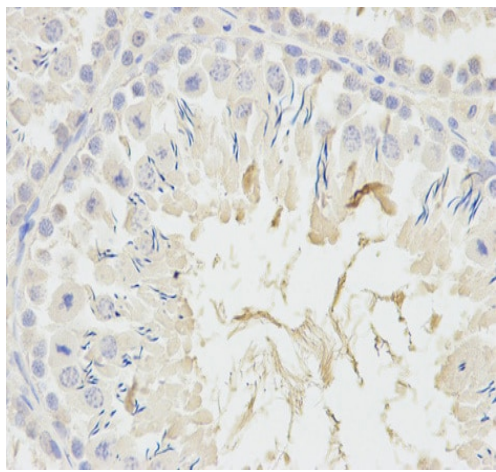
画像



Western blot - Anti-ADH5 antibody (ab175406)

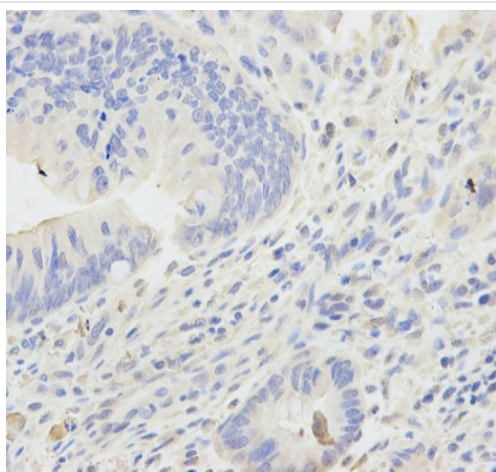
Anti-ADH5 antibody (ab175406) at 1/500 dilution + Mouse Kidney
Cell line extract

Predicted band size: 40 kDa



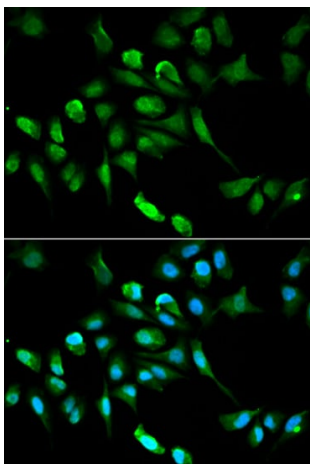
Immunohistochemistry (Formalin/PFA-fixed paraffin-embedded sections) - Anti-ADH5 antibody (ab175406)

Immunohistochemistry (Formalin/PFA-fixed paraffin-embedded sections) analysis of rat testis tissue labelling ADH5 with ab175406 at 1/200. Magnification: 400x.



Immunohistochemistry (Formalin/PFA-fixed paraffin-embedded sections) - Anti-ADH5 antibody (ab175406)

Immunohistochemistry (Formalin/PFA-fixed paraffin-embedded sections) analysis of human rectal cancer tissue labelling ADH5 with ab175406 at 1/200. Magnification: 400x.



Immunocytochemistry/Immunofluorescence analysis of HepG2 cells using ab175406. Blue DAPI for nuclear staining.

Immunocytochemistry/ Immunofluorescence - Anti-ADH5 antibody (ab175406)

Please note: All products are "FOR RESEARCH USE ONLY. NOT FOR USE IN DIAGNOSTIC PROCEDURES"

Our Abpromise to you: Quality guaranteed and expert technical support

- Replacement or refund for products not performing as stated on the datasheet
- Valid for 12 months from date of delivery
- Response to your inquiry within 24 hours
- We provide support in Chinese, English, French, German, Japanese and Spanish
- Extensive multi-media technical resources to help you
- We investigate all quality concerns to ensure our products perform to the highest standards

If the product does not perform as described on this datasheet, we will offer a refund or replacement. For full details of the Abpromise, please visit <https://www.abcam.co.jp/abpromise> or contact our technical team.

Terms and conditions

- Guarantee only valid for products bought direct from Abcam or one of our authorized distributors