

Anti-5HT3A receptor/5ht3 antibody ab13897

★★★★☆ [6 Abreviews](#) [9 References](#) [画像数 3](#)

製品の概要

製品名	Anti-5HT3A receptor/5ht3 antibody
製品の詳細	Rabbit polyclonal to 5HT3A receptor/5ht3
由来種	Rabbit
アプリケーション	適用あり: IHC-P, WB
種交差性	交差種: Mouse, Rat, Human
免疫原	Synthetic peptide corresponding to Rat 5HT3A receptor/5ht3. The immunogen is a mixture of synthetic peptides corresponding to amino acids 27-42 (RATQAHSTTQPALLRL) and 427-442 (LSSIRHSLEKRDEMRE). Database link: P35563
ポジティブ・コントロール	human brain lysate
特記事項	<p>The Life Science industry has been in the grips of a reproducibility crisis for a number of years. Abcam is leading the way in addressing this with our range of recombinant monoclonal antibodies and knockout edited cell lines for gold-standard validation. Please check that this product meets your needs before purchasing.</p> <p>If you have any questions, special requirements or concerns, please send us an inquiry and/or contact our Support team ahead of purchase. Recommended alternatives for this product can be found below, along with publications, customer reviews and Q&As</p>

製品の特性

製品の状態	Liquid
保存方法	Shipped at 4°C. Store at +4°C short term (1-2 weeks). Upon delivery aliquot. Store at -20°C or -80°C. Avoid freeze / thaw cycle.
バッファー	pH: 7.4 Preservative: 0.02% Sodium azide Constituent: PBS
精製度	Protein G purified
ポリ/モノ	ポリクローナル
アイソタイプ	IgG

アプリケーション

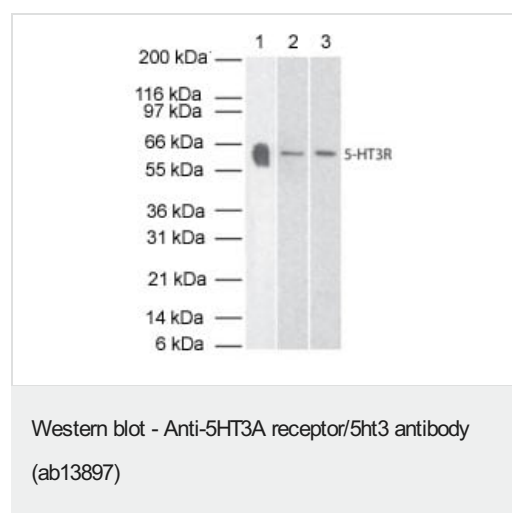
The Abpromise guarantee Abpromise保証は、次のテスト済みアプリケーションにおけるab13897の使用に適用されます
アプリケーションノートには、推奨の開始希釈率がありますが、適切な希釈率につきましてはご検討ください。

アプリケーション	Abreviews	特記事項
IHC-P		Use a concentration of 5 µg/ml. Perform heat mediated antigen retrieval with citrate buffer pH 6 before commencing with IHC staining protocol.
WB	★★★★★ (2)	Use a concentration of 1 - 3 µg/ml. Predicted molecular weight: 55 kDa.

ターゲット情報

機能	This is one of the several different receptors for 5-hydroxytryptamine (serotonin), a biogenic hormone that functions as a neurotransmitter, a hormone, and a mitogen. This receptor is a ligand-gated ion channel, which when activated causes fast, depolarizing responses in neurons. It is a cation-specific, but otherwise relatively nonselective, ion channel.
組織特異性	Expressed in cerebral cortex, amygdala, hippocampus, and testis. Detected in monocytes of the spleen and tonsil, in small and large intestine, uterus, prostate, ovary and placenta.
配列類似性	Belongs to the ligand-gated ion channel (TC 1.A.9) family. 5-hydroxytryptamine receptor (TC 1.A.9.2) subfamily. HTR3A sub-subfamily.
細胞内局在	Cell junction, synapse, postsynaptic cell membrane. Cell membrane.

画像



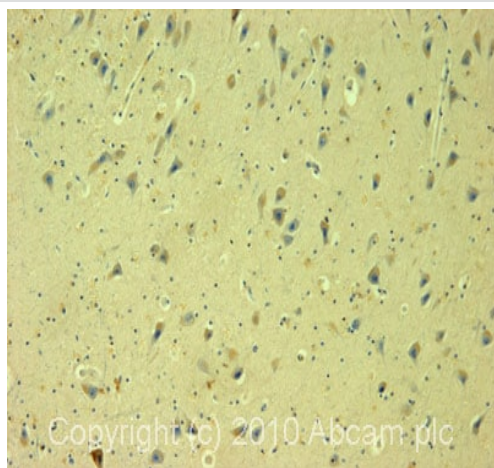
All lanes : Anti-5HT3A receptor/5ht3 antibody (ab13897) at 3 µg/ml

Lane 1 : Human Brain tissue lysate

Lane 2 : Mouse Brain tissue lysate

Lane 3 : Rat Brain tissue lysate


Predicted band size: 55 kDa



Immunohistochemistry (Formalin/PFA-fixed paraffin-embedded sections) - Anti-5HT3A receptor/5ht3 antibody (ab13897)

IHC image of ab13897 staining in human normal cerebral cortex formalin fixed paraffin embedded tissue section, performed on a Leica Bond™ system using the standard protocol F. The section was pre-treated using heat mediated antigen retrieval with sodium citrate buffer (pH6, epitope retrieval solution 1) for 20 mins. The section was then incubated with ab13897, 5µg/ml, for 15 mins at room temperature and detected using an HRP conjugated compact polymer system. DAB was used as the chromogen. The section was then counterstained with haematoxylin and mounted with DPX.

For other IHC staining systems (automated and non-automated) customers should optimize variable parameters such as antigen retrieval conditions, primary antibody concentration and antibody incubation times.



Western blot - Anti-5HT3A receptor/5ht3 antibody (ab13897)

Western Blot of human brain lysate staining 5HT3A receptor with ab13897

Please note: All products are "FOR RESEARCH USE ONLY. NOT FOR USE IN DIAGNOSTIC PROCEDURES"

Our Abpromise to you: Quality guaranteed and expert technical support

- Replacement or refund for products not performing as stated on the datasheet
- Valid for 12 months from date of delivery
- Response to your inquiry within 24 hours

- We provide support in Chinese, English, French, German, Japanese and Spanish
- Extensive multi-media technical resources to help you
- We investigate all quality concerns to ensure our products perform to the highest standards

If the product does not perform as described on this datasheet, we will offer a refund or replacement. For full details of the Abpromise, please visit <https://www.abcam.co.jp/abpromise> or contact our technical team.

Terms and conditions

- Guarantee only valid for products bought direct from Abcam or one of our authorized distributors