




Anti-5HT2A Receptor antibody ab216959

4 References [画像数 1](#)

製品の概要

製品名	Anti-5HT2A Receptor antibody
製品の詳細	Rabbit polyclonal to 5HT2A Receptor
由来種	Rabbit
アプリケーション	適用あり: WB
種交差性	交差種: Rat 交差が予測される動物種: Mouse, Human 
免疫原	<p>Synthetic peptide within Human 5HT2A Receptor aa 1-100 conjugated to keyhole limpet haemocyanin. The exact immunogen sequence used to generate this antibody is proprietary information. If additional detail on the immunogen is needed to determine the suitability of the antibody for your needs, please contact our Scientific Support team to discuss your requirements.</p> <p>Database link: P28223</p> <div>  Run BLAST with  Run BLAST with </div>
ポジティブ・コントロール	Rat brain tissues
特記事項	<p>The Life Science industry has been in the grips of a reproducibility crisis for a number of years. Abcam is leading the way in addressing this with our range of recombinant monoclonal antibodies and knockout edited cell lines for gold-standard validation. Please check that this product meets your needs before purchasing.</p> <p>If you have any questions, special requirements or concerns, please send us an inquiry and/or contact our Support team ahead of purchase. Recommended alternatives for this product can be found below, along with publications, customer reviews and Q&As</p>

製品の特性

製品の状態	Liquid
保存方法	Shipped at 4°C. Store at +4°C short term (1-2 weeks). Upon delivery aliquot. Store at -20°C long term. Avoid freeze / thaw cycle.
バッファー	<p>pH: 7.40</p> <p>Preservative: 0.02% Proclin 300</p> <p>Constituents: 50% Glycerol (glycerin, glycerine), 1% BSA, 48.98% TBS, 1X</p> <p>Aqueous buffered solution</p>

精製度	Protein A purified
ポリ/モノ	ポリクローナル
アイソタイプ	IgG

アプリケーション

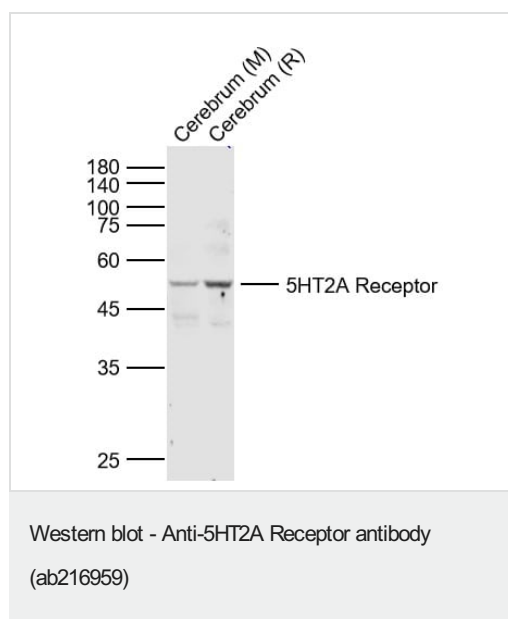
The Abpromise guarantee Abpromise保証は、次のテスト済みアプリケーションにおけるab216959の使用に適用されます
アプリケーションノートには、推奨の開始希釈率がありますが、適切な希釈率につきましてはご検討ください。

アプリケーション	Abreviews	特記事項
WB		1/300.

ターゲット情報

機能	This is one of the several different receptors for 5-hydroxytryptamine (serotonin), a biogenic hormone that functions as a neurotransmitter, a hormone, and a mitogen. This receptor mediates its action by association with G proteins that activate a phosphatidylinositol-calcium second messenger system. This receptor is involved in tracheal smooth muscle contraction, bronchoconstriction, and control of aldosterone production.
配列類似性	Belongs to the G-protein coupled receptor 1 family.
ドメイン	The PDZ domain-binding motif is involved in the interaction with INADL, CASK, APBA1, DLG1 and DLG4.
細胞内局在	Cell membrane. Localizes to the post-synaptic thickening of axo-dendritic synapses.

画像



All lanes : Anti-5HT2A Receptor antibody (ab216959) at 1/1000 dilution

Lane 1 : Mouse cerebrum lysates

Lane 2 : Rat cerebrum lysate

Secondary

All lanes : Conjugated Secondary at 1/20000 dilution

Our Abpromise to you: Quality guaranteed and expert technical support

- Replacement or refund for products not performing as stated on the datasheet
- Valid for 12 months from date of delivery
- Response to your inquiry within 24 hours

- We provide support in Chinese, English, French, German, Japanese and Spanish
- Extensive multi-media technical resources to help you
- We investigate all quality concerns to ensure our products perform to the highest standards

If the product does not perform as described on this datasheet, we will offer a refund or replacement. For full details of the Abpromise, please visit <https://www.abcam.co.jp/abpromise> or contact our technical team.

Terms and conditions

- Guarantee only valid for products bought direct from Abcam or one of our authorized distributors